




MANITAL

2023 | 2024 Catalogo
Catalogue

















MANITAL













2023 | 2024 **Catalogo**
Catalogue

Dalle Nostre
Mani
alle Vostre












From Our
Hands
to Yours

Round

| | | |
|---|---------|-----|
|  | ALA | 44 |
|  | ALAMARO | 118 |
|  | AMLETO | 222 |
|  | ARCO | 170 |
|  | ATENA | 200 |
|  | BLADE | 180 |
|  | CALLA | 234 |
|  | CARMEN | 120 |
|  | CLOUD | 92 |
|  | DALÌ | 198 |
|  | DAYTONA | 220 |
|  | DUNE | 172 |






| | | |
|--|-----------|-----|
|  | EASY | 216 |
|  | ELIS | 188 |
|  | ERICA | 254 |
|  | EVIA | 214 |
|  | EXA | 102 |
|  | FLY | 190 |
|  | FRANCY | 268 |
|  | GEMMY | 32 |
|  | GIAVA | 186 |
|  | GO-GO | 84 |
|  | HYGGE DUE | 132 |
|  | IDRO | 252 |

| | | |
|---|----------|-----|
|  | IMOLA | 270 |
|  | INTONA | 76 |
|  | IRIS | 262 |
|  | LE MANS | 218 |
|  | MASTER | 86 |
|  | NAUTILUS | 178 |
|  | NIRVANA | 202 |
|  | NOHAND | 206 |
|  | PETRA | 228 |
|  | PIPE | 66 |
|  | RATIO | 192 |
|  | RUBINO | 272 |

| | | |
|---|----------|-----|
|  | SALINA | 204 |
|  | SATURN | 72 |
|  | SYNTAX | 56 |
|  | SPOON | 128 |
|  | STELLA | 230 |
|  | TOSCA | 266 |
|  | UOVO | 264 |
|  | VENUS | 62 |
|  | VERONICA | 232 |
|  | VOLA | 152 |
|  | VORTEX | 50 |
|  | WIND | 140 |




Square

| | | |
|---|------------------|-----|
|  | BIMYOU | 104 |
|  | CLINIA | 112 |
|  | FLASH | 154 |
|  | HYGGE | 130 |
|  | MORPHOS | 162 |
|  | MORPHOS LIGHT | 168 |

| | | |
|---|--------|-----|
|  | NATTY | 38 |
|  | PRESO | 96 |
|  | SPRING | 142 |
|  | TECHNA | 148 |
|  | TRENDY | 126 |

Minimal

| | | |
|---|-------------------|-----|
|  | BIMYOU MINIMAL | 110 |
|  | FLASH MINIMAL | 160 |
|  | HYGGE MINIMAL | 138 |

| | | |
|--|-------------------|-----|
|  | INTONA MINIMAL | 82 |
|  | POLARE MINIMAL | 260 |
|  | TECHNA MINIMAL | 150 |

Heritage

| | | |
|---|-----------|-----|
|  | BAROCCO | 246 |
|  | CLOUD DUE | 94 |
|  | MARY | 248 |
|  | PLAZA | 244 |

| | | |
|---|----------|-----|
|  | VALENCIA | 250 |
|  | VICTORIA | 242 |
|  | YORK | 236 |

Stainless Steel

| | | |
|---|--------|-----|
|  | ARTICA | 256 |
|---|--------|-----|

| | | |
|---|--------|-----|
|  | POLARE | 258 |
|---|--------|-----|

Maniglie da incasso Sliding door handles

| | | | |
|--------|-----|-----------------|-----|
| FLAT | 280 | TONDE ROUND | 286 |
| FLAT S | 282 | QUADRE SQUARE | 288 |
| OTTO | 284 | OVALI OVAL | 290 |

Maniglioni alzante scorrevole Lift & slide

| | | | |
|---------|-----|------|-----|
| ALAMARO | 274 | IRIS | 278 |
| TECHNA | 276 | | |

Accessori Accessories

| | | | |
|--------------------------|-----|----------------|-----|
| BOCCHETTE ESCUTCHEONS | 292 | POMOLI KNOBS | 296 |
| NOTTOLINI W.C. LATCHES | 294 | | |

La Nostra Storia

Our History



Dalle Nostre Mani alle Vostre

From Our Hands to Yours

“Torno subito” mi disse la mamma, recandosi da una vicina. Ero un bambino. Quello spazio di tempo mi parve un’eternità. Volevo raggiungerla, tentai di aprire la porta. Mi rimase la maniglia in mano. Non mi restava che aspettarla. In un lampo quello strano oggetto divenne il mio nuovo gioco, accendendo un mondo di fantasie. Entravo ed uscivo da luoghi immaginari, pieni di colori, di sapori e di allegria. Quella maniglia apriva la portiera del camion da sempre sognato, in realtà montavo su una sedia. Quella maniglia apriva i cancelli dello zoo, e accarezzavo tutti gli animali, senza paura. Quella maniglia apriva il parco giochi, sentivo il profumo dello zucchero filato. Quella maniglia era magica. Da quel momento in poi non desiderai alcun giocattolo. Crescendo, ogni volta che aprivo la porta di qualsiasi luogo immaginavo le meraviglie che avrei trovato dopo averla varcata. Iniziai ad osservare ogni maniglia, concependo, nella mia mente, la forma più indicata, quella che valorizzava il contesto. Inutile dire che questo divenne il mio mestiere. Nel 1990 decisi di interrompere la direzione di un’azienda leader di questo settore per creare una nuova realtà fondata sulla qualità e sull’innovazione stilistica. C’era in me il desiderio di valorizzare le competenze dei miei collaboratori, la sapienza manifatturiera dei migliori artigiani della Valle, e di dare libertà creativa ai designer. Sentivo di voler portare nel mondo le grandi qualità che il mio territorio poteva esprimere. Con questo spirito è nata la Manital. Una realtà aziendale in costante crescita fondata sulla formazione, scambio di esperienze, e totale controllo di ogni passaggio, da quello creativo a quello produttivo e logistico. Un processo che, insieme ai miei figli, Alessandro e Luca, si conclude solo con il pieno entusiasmo dei nostri clienti.

Luigi Bigoloni

“I’ll be right back”, my mother said to me, as she headed over to the neighbours. I was only a child then, and that moment of time felt like an eternity. I patiently waited, until finally I decided I would join her. I reached to grab the door handle, but to my great surprise the handle broke free from the door and remained stuck in my hand. I had no choice but to wait for my mom to return. Almost instantly, this object in my hand became my new toy, igniting a world of imagination. I went in and out of mythical places, full of colours, flavours, and joy. That handle opened the door of the truck I had always dreamed of. That handle opened the gates of the zoo, and without fear I interacted with all the animals. That handle opened the playground, where I could smell the sweet scent of cotton candy. That handle was pure magic. From then on, I was not interested in ordinary toys. Each time I opened a door, I could not help myself but imagined the wonders I may find beyond it. I began to attentively observe the handle of each and every door, creating within my mind the most suitable shape, the one that enhanced the door’s surroundings. Needless to say, this became my profession. In 1990 I decided to stop managing a leading company in the decorative hardware sector in order to create a new reality based on quality and stylistic innovation. I had a strong aspiration to promote the skills of my collaborators and the manufacturing expertise of the best artisans in our valley, and to give creative freedom to my designers. I felt the strong desire to showcase all around the world, the great qualities that my territory offers. As a result, Manital was born. A constantly growing company founded on professional development, exchange of experiences, and total control of all operations. A process that together with my sons, Alessandro and Luca, ends only with the full enthusiasm and satisfaction of our customers.

Luigi Bigoloni



Luca
Bigoloni

Luigi
Bigoloni

Alessandro
Bigoloni

L'eredità del Saper Fare Italiano

The Heritage of
Italian Know-How


Alcune lavorazioni sono realizzate a mano dai nostri artigiani e rappresentano il patrimonio culturale delle nostre vallate.

Many of our production processes are handmade by our artisans and represent the cultural heritage found within our valley.



Tecnologia

Technology




L'utilizzo delle tecnologie industriali più avanzate permette di perfezionare la produzione, ridurre gli scarti, ottimizzare la qualità.


The use of the most advanced industrial technologies allows us to perfect our production, reduce waste, and optimize quality.

Made In Italy

La produzione è legata al nostro territorio, alle nostre valli. La ricca storia manifatturiera di questa regione ci permette di realizzare maniglie qualitativamente migliori e accorciare la catena logistica e produttiva. Il “Made in Italy” non solo come sinonimo di qualità ma anche come scelta ecosostenibile di produzione a KM Zero.

Our production is closely tied to our territory, to our valley. The rich manufacturing history of this region allows us to produce handles of the highest quality while simultaneously shortening our supply chain. “Made in Italy” is not only a synonym for quality but also an environmentally sustainable choice with local production.





Ecosostenibilità

Sustainability

La nostra missione è quella di progettare maniglie ma anche progettare un percorso ambientale responsabile. Dall'idea alla produzione, lavoriamo per minimizzare l'impatto ambientale dei nostri prodotti.

Our mission is to design handles, while also designing an environmentally responsible process. From conceptualization to production, we work to minimize the environmental impact of our products.

IMBALLAGGI

I nostri imballaggi sono stati progettati e prodotti con l'obiettivo di ridurre l'impatto ambientale seguendo il concetto delle "3 R": Riduci, Riusa, Ricicla. Questo modello economico e ambientale, in linea con la logica dell'economia circolare, aumenta l'efficienza nell'uso delle risorse.

Gli imballaggi in cartone riciclabile e riciclato sono stati progettati per essere compatti, questo permette di ridurre sia il materiale che lo spazio occupato in aerei e camion per diminuire i viaggi che inquinano il pianeta.

PACKAGING

Our packaging has been designed and produced with the aim of reducing its environmental impact, by following the motto of the "3 R's": Reduce, Reuse, Recycle. This economic and environmental model, in line with the logic of the circular economy, increases resource efficiency. The recyclable and recycled cardboard packaging is designed to be compact, which reduces both the material and the space occupied in planes and trucks in order to minimize the number of trips that pollute the planet.





CIRCULARITÀ

Quando è stata l'ultima volta che avete comprato una maniglia? Quando comprerete la prossima? Il nostro settore ha modelli di consumo lenti per questo la nostra mission è realizzare maniglie che sopravvivano alle generazioni grazie ad un design senza tempo e a materiali di qualità. In un'economia circolare, i prodotti dovrebbero essere Ripensati, Ridotti, Riutilizzati e Riciclati per questo stiamo ripensando il design dei nostri prodotti, i processi operativi e gli standard industriali per assicurarci di lavorare nel modo più sostenibile possibile.

CIRCULARITY

When was the last time you bought a handle? When will you buy the next one? Our industry has slow consumption patterns so our mission is to make handles that survive generations through timeless design and high-quality materials. In a circular economy, products should be REthought, REduced, REused and REcycled. As a result, we are constantly evaluating our product design, operating processes and industry standards to ensure we are working in the most sustainable way possible.

MATERIALI

Ottone

Ecologico, grazie alla possibilità di completo riciclo.
Resistente nel tempo, per via della sua ottima resistenza alla corrosione. L'ottone è una lega composta per il 60% da rame, materiale che è al 100% riciclabile e naturalmente antimicrobico.

Lega di zinco

Il processo di lavorazione dello zinco comporta una trascurabile quantità di emissioni in atmosfera e consumi energetici ridotti.
Può essere rifuso e riutilizzato più volte senza perdere le proprietà originali.
Gli scarti di processo sono interamente riciclabili.


MATERIALS

Brass

Eco-friendly, thanks to its ability to be fully recycled.
Resistant over time, due to its excellent resistance to corrosion. Brass is an alloy composed of 60% copper, a material that is 100% recyclable and naturally antimicrobial.

Zinc alloy

The zinc working process involves reduced energy consumption and releases negligible emissions into the atmosphere.
Furthermore, it can be remelted and reused several times without losing its original properties.
All waste that is created during the production process is fully recyclable.



Premi Awards



2022 | Frame Awards, Shortlisted
Gemmy
Mario Mazzer, Giovanni Crosera



2022 | Chicago Atheneum Good Design Award
Gemmy
Mario Mazzer, Giovanni Crosera



2022 | DNA PARIS Design Award
Gemmy
Mario Mazzer, Giovanni Crosera



2021 | IF Design Award
NoHand
Mario Mazzer, Giovanni Crosera



2020 | Chicago Atheneum Good Design Award
NoHand
Mario Mazzer, Giovanni Crosera



2020 | FX International Interior Design Award
NoHand
Mario Mazzer, Giovanni Crosera



2020 | ADI Compasso d'Oro Award
NoHand
Mario Mazzer, Giovanni Crosera



2019 | BIG SEE Design Award
Hygge
Mario Mazzer, Giovanni Crosera



2018 | RedDot Design Award
Hygge
Mario Mazzer, Giovanni Crosera



2015 | Chicago Atheneum Good Design Award
Saturn
Mario Mazzer



2013 | RedDot Design Award
Flat
Mario Mazzer



2013 | RedDot Design Award
Otto
Mario Mazzer



2011 | Chicago Atheneum Good Design Award
Alamaro
Mario Mazzer




2010 | International Design Award
Carmen
Doriana e Massimiliano Fuksas



2009 | International Design Award
Dots
Pedrizzetti e associati

Progettisti Designers



Massimiliano e
Doriana Fuksas




Mauro
Artusio



Roberto
Grossi



Maurizio
Giordano



Paolo
Pedrizzetti



Itamar
Harari



Dorina
Camusso




Titi
Cusatelli



Studio
Hot lab



Simon
Quick



Sottsass
Associati



Davide
Mercatali



Giulia
Mazzer



Giovanni
Crosera




Mario
Mazzer



Valentina
Downey



Paolo e Anna
Bartoli



GEMMY



“La grande arte riprende da dove finisce la natura.”

“Great art picks up where nature ends.”

Marc Chagall

Gemmy®

Mario Mazzer + Giovanni Crosera



2022 | DNA
Paris Design Award



2022 | Frame Awards
Shortlisted



2022 | Good Design Award
Chicago Atheneum

La maniglia Gemmy evoca le linee curve e leggermente bombate delle grandi bitte da ormeggio e le forme morbide delle icone degli anni '50. Grazie ad un'innovazione tecnica unisce base e corpo in un'unica forma armoniosa con un linguaggio che appare familiare e che offre un fascino tattile alla mano.

The Gemmy handle evokes the curved and slightly rounded lines of large mooring cleats and the soft shapes of 1950s icons. Thanks to a technical innovation, it combines base and body in a single harmonious shape with a language that appears familiar and offers a tactile charm to the hand.



Gemmy®



BIA
bianco | white



CRO
cromo | chrome plated



CSA
cromo satinato | satin chrome



NIS
nickel satinato | satin nickel



BGO
bronzo opaco | bronze matt

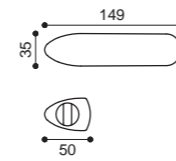
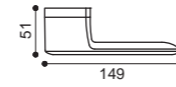
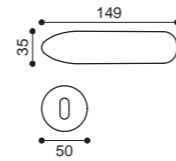
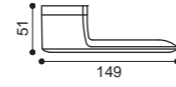


ANT
antracite | black anthracite




NER
nero | black

GY 5
Maniglia su rosetta
con bocchetta.
Door lever handle on rose
with escutcheon.



GY 5/WC
Maniglia su rosetta
con nottolino WC.
Door lever handle on rose
with WC latch.



MATERIALE | LEGA DI ZINCO
MATERIAL | ZINC ALLOY




NATTY

**“I dettagli sono la perfezione
e la perfezione non è
un dettaglio.”**

“Details make perfection,
and perfection is not a detail.”

Leonardo da Vinci



Natty®

Mario Mazzer + Giovanni Crosera

Un esclusivo aspetto elegante in cui Manital mostra il proprio sapere tecnico e ingegnoso. Natty ha la forma della rosetta integrata in quella della maniglia, creando così un corpo unico e lineare. La continuità formale e i raccordi morbidi ne esaltano il confort di utilizzo.

An exclusive elegant appearance in which Manital displays its ingenious technical knowledge. With Natty the shape of the rose is integrated into the handle, thus creating a single, linear body. The formal continuity and the soft connections enhance the comfort of its use.



Natty®



BIA
bianco | white



CRO
cromo | chrome plated



CSA
cromo satinato | satin chrome



NIS
nickel satinato | satin nickel



BGO
bronzo opaco | bronze matt

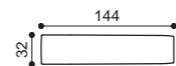
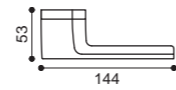

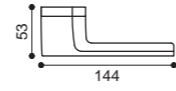


ANT
antracite | black anthracite



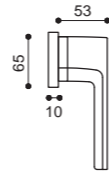
NER
nero | black

NY 5
Maniglia su rosetta
con bocchetta.
Door lever handle on rose
with escutcheon.



NY 5/WC
Maniglia su rosetta
con nottolino WC.
Door lever handle on rose
with WC latch.

NY 15
Maniglia per finestra D.K.
Window handle D.K.



MATERIALE | LEGA DI ZINCO
MATERIAL | ZINC ALLOY



ALA

**“Il design crea cultura.
La cultura modella i valori.
I valori determinano
il futuro.”**

“Design creates culture.
Culture shapes values.
Values shape the future.”

Robert L. Peters



Ala[®]

Anna + Paolo Bartoli

Una forma morbida, delicata e dolce per prendere “per mano” l'utilizzatore, questa è l'idea che ha guidato Anna e Paolo Bartoli nel disegnare la maniglia Ala. Leggera come una libellula che si libera nell'aria e spicca il volo.

A soft, delicate and soft shape that takes the user “by the hand”, this is the idea that guided Anna and Paolo Bartoli in designing the Ala handle. Light as a dragonfly that frees itself in the air and takes flight.



Ala[®]



BIA
bianco | white



CRO
cromo | chrome plated



CSA
cromo satinato | satin chrome



NIS
nickel satinato | satin nickel



BGO
bronzo opaco | bronze matt



ANT
antracite | black anthracite



NER
nero | black

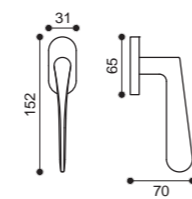
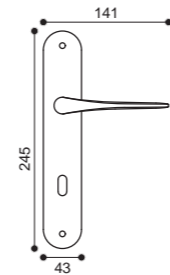
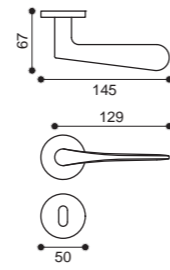
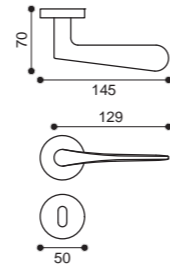
AA 5/BEM
Maniglia su rosetta 10 mm con bocchetta.
Sottorosetta in metallo.
Door lever handle on 10 mm rose with escutcheon.
Metal inner rose.

AA 5/BES
Maniglia su rosetta 10 mm con bocchetta.
Sottorosetta in poliammide con molla incorporata.
Door lever handle on 10 mm rose with escutcheon.
Polyamide inner rose with incorporated spring.

AA 5/BESB
Maniglia su rosetta 7 mm con bocchetta.
Sottorosetta in poliammide con molla incorporata.
Door lever handle on 7 mm rose with escutcheon.
Polyamide inner rose with incorporated spring.

AA 1
Maniglia su placca.
Door lever handle on backplate.

AA 15
Maniglia per finestra D.K.
Window handle D.K.



MATERIALE | LEGA DI ZINCO
MATERIAL | ZINC ALLOY




VORTEX

“Il design è l’intelligenza resa visibile.”

“Design is intelligence made visible.”

Alina Wheeler



Vortex[®]

Anna + Paolo Bartoli

Vortex sperimenta forme generate da curve tridimensionali che si rincorrono, una geometria senza inizio né fine, quasi fosse infinita.

Vortex experiments with forms generated by three-dimensional curves chasing each other, a geometry without beginning or end, almost as if it were infinite.



Vortex®



BIA
bianco | white



CRO
cromo | chrome plated



CSA
cromo satinato | satin chrome



NIS
nickel satinato | satin nickel



BGO
bronzo opaco | bronze matt



ANT
antracite | black anthracite



NER
nero | black

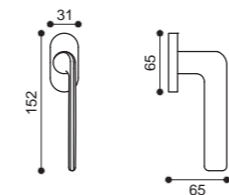
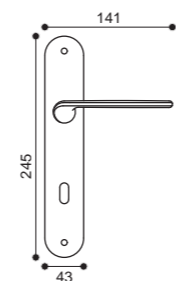
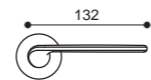
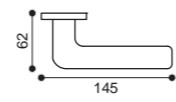
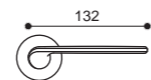
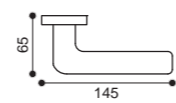
VX 5/BEM
Maniglia su rosetta 10 mm con bocchetta. Sottorosetta in metallo. Door lever handle on 10 mm rose with escutcheon. Metal inner rose.

VX 5/BES
Maniglia su rosetta 10 mm con bocchetta. Sottorosetta in poliammide con molla incorporata. Door lever handle on 10 mm rose with escutcheon. Polyamide inner rose with incorporated spring.

VX 5/BESB
Maniglia su rosetta 7 mm con bocchetta. Sottorosetta in poliammide con molla incorporata. Door lever handle on 7 mm rose with escutcheon. Polyamide inner rose with incorporated spring.

VX 1
Maniglia su placca. Door lever handle on backplate.

VX 15
Maniglia per finestra D.K. Window handle D.K.



MATERIALE | LEGA DI ZINCO
MATERIAL | ZINC ALLOY



SYNTAX

“Ogni cosa ha la sua bellezza, ma non tutti la vedono.”

“Everything has beauty, but not everyone sees it.”

Confucio



Syntax

Studio Manital

Syntax combina una leggera lavorazione *guilloché* ad una semplice e calibrata forma cilindrica, per dare vita ad un modello che unisce con equilibrio stile classico e contemporaneo, per un risultato di sobria e ricercata eleganza.

Syntax combines a light *guilloché* pattern with a plain yet calibrated cylindrical form, to give life to a model that balances classic and contemporary style, resulting in a simple design with a refined touch of elegance.



Syntax



CRO
cromo | chrome plated



NIK
nickel lucido | polished nickel



OTL
ottone lucido | polished brass



OSA
ottone satinato | satin brass



BGO
bronzo opaco | bronze matt



ANT
antracite | black anthracite

SY 5/A
Maniglia su rosetta con bocchetta.
Door lever handle on rose with escutcheon.

SY 5/BEM
Maniglia su rosetta 10 mm con bocchetta.
Sottorosetta in metallo.
Door lever handle on 10 mm rose with escutcheon.
Metal inner rose.

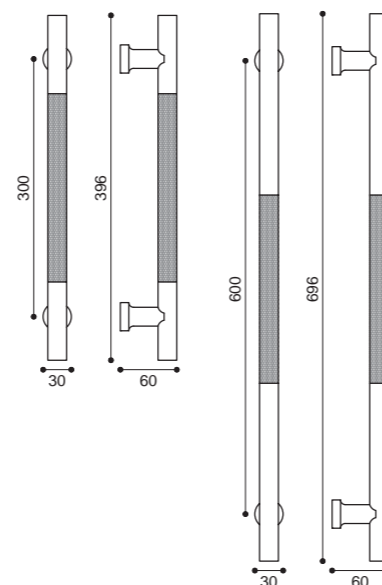
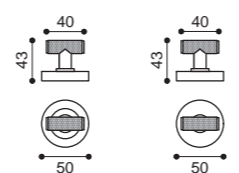
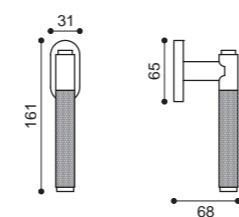
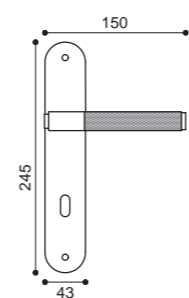
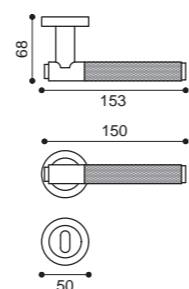
SY 1
Maniglia su placca.
Door lever handle on backplate.

SY 15
Maniglia per finestra D.K.
Window handle D.K.

ART. SY 40
Nottolino W.C. su rosetta.
W.C. latch on rose.

SY 20/A
Maniglione 400 mm.
Pull handle 400 mm.

SY 20/B
Maniglione 700 mm.
Pull handle 700 mm.



MATERIALE | OTTONE
MATERIAL | BRASS




Venus

Studio Manital

Venus si ispira alle manopole industriali combinando una forma cilindrica dall'importante diametro con una morbida godronatura. Questa lavorazione la rende piacevole all'impugnatura e crea un interessante gioco di riflessi. Adatta a porte di grandi dimensioni.

Venus is inspired by industrial handles combining a cylindrical shape with a significant diameter with a soft ribbing. This processing makes it pleasant to grip and creates an interesting play of reflections. Suitable for large doors.



Venus



CRO
cromo | chrome plated



NIK
nickel lucido | polished nickel



OTL
ottone lucido | polished brass



OSA
ottone satinato | satin brass



BGO
bronzo opaco | bronze matt



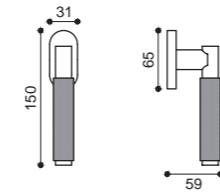
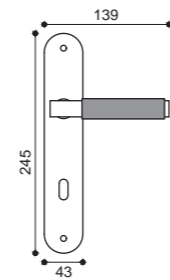
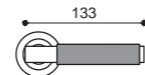
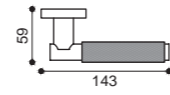
ANT
antracite | black anthracite

VS 5/A
Maniglia su rosetta con bocchetta.
Door lever handle on rose with escutcheon.

VS 5/BEM
Maniglia su rosetta 10 mm con bocchetta.
Sottorosea in metallo.
Door lever handle on 10 mm rose with escutcheon.
Metal inner rose.

VS 1
Maniglia su placca.
Door lever handle on backplate.

VS 15
Maniglia per finestra D.K.
Window handle D.K.



MATERIALE | OTTONE
MATERIAL | BRASS



PIPE

**“Design è anche guardare gli oggetti
di tutti i giorni con occhio curioso.”**

“Look at usual things with unusual eyes.”

Vico Magistretti



Pipe[®]

Mario Mazzer + Giovanni Crosera

Maniglia contemporanea che attraverso una ricerca di segni formali leggeri e originali trova la propria eleganza senza tempo.

Rappresenta un perfetto mix tra forma e funzione per adattarsi naturalmente ad una manipolazione ergonomica.

Contemporary handle that finds its own timeless elegance through a search for light and original shapes.

It represents a perfect blend of form and function to naturally adapt to ergonomic handling.



Pipe®



BIA
bianco | white



CRO
cromo | chrome plated



CSA
cromo satinato | satin chrome



NIS
nickel satinato | satin nickel



BGO
bronzo opaco | bronze matt



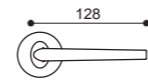
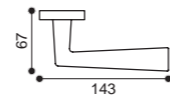
ANT
antracite | black anthracite



NER
nero | black

PP 5/BEM

Maniglia su rosetta 10 mm con bocchetta.
Sottorosetta in metallo.
Door lever handle on 10 mm rose with escutcheon.
Metal inner rose.

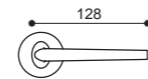
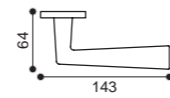


PP 5/BES

Maniglia su rosetta 10 mm con bocchetta.
Sottorosetta in poliammide con molla incorporata.
Door lever handle on 10 mm rose with escutcheon.
Polyamide inner rose with incorporated spring.

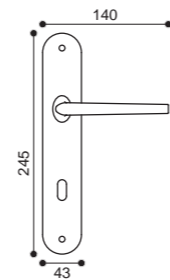
PP 5/BESB

Maniglia su rosetta 7 mm con bocchetta.
Sottorosetta in poliammide con molla incorporata.
Door lever handle on 7 mm rose with escutcheon.
Polyamide inner rose with incorporated spring.



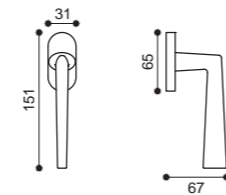
PP 1

Maniglia su placca.
Door lever handle on backplate.



PP 15

Maniglia per finestra D.K.
Window handle D.K.



MATERIALE | LEGA DI ZINCO
MATERIAL | ZINC ALLOY



Saturn[®]

Mario Mazzer + Giovanni Crosera



Saturn è una maniglia ideata per porte di ampie dimensioni. Si distingue per le misure importanti della rosetta composta da due dischi, uno esterno, da cui si sviluppa una piccola estensione a semicerchio e a cui è applicata la maniglia, e uno interno, personalizzabile in varie finiture.

Saturn is a handle designed for large doors. It stands out for the significant size of the rose, composed of two disks: an outer one, from which a small semicircular extension develops and to which the handle is applied, and an inner one, customizable in various finishes.



CRO / TESTA DI MORO
cromo / testa di moro | chrome plated / dark brown



CRO / CSA
cromo / cromo satinato | chrome plated / satin chrome

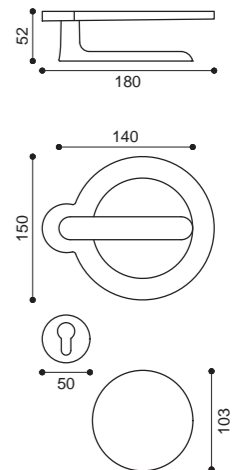


CRO / GRIGIO DELTA
cromo / grigio delta | chrome plated / delta grey



CRO / CUOIO
cromo satinato / cuoio | chrome plated / light brown

SN 5
Maniglia su rosetta con bocchetta.
Door lever handle on rose with escutcheon.





CSA / TESTA DI MORO
cromo satinato / testa di moro | satin chrome / dark brown



CSA / CRO
cromo satinato / cromo | satin chrome / chrome plated



CSA / GRIGIO DELTA
cromo satinato / grigio delta | satin chrome / delta grey



CSA / CUIOIO
cromo satinato / cuoio | satin chrome / light brown




PERSONALIZZAZIONE LASER

L'incisione laser è una tecnica precisa di intaglio con la quale è possibile aggiungere un logo, un testo o una grafica personalizzata sul disco interno della maniglia. E' possibile personalizzare attraverso l'incisione laser i dischi con finitura CRO e CSA.

LASER PERSONALIZATION

The laser engraving is a precise technique of intaglio with which it is possible to add a logo, a text or a graphic on the internal disc of the handle. The laser engraving is possible on the discs with finishes CRO (Chrome Plated) and CSA (Satin Chrome) finishes.



ANT / TESTA DI MORO
nero antracite / testa di moro | black anthracite / dark brown



ANT / RAS
nero antracite / rame satinato | black anthracite / satin copper



ANT / GRIGIO DELTA
nero antracite / grigio delta | black anthracite / delta grey



ANT / CUIOIO
nero antracite / cuoio | black anthracite / light brown



PERSONALIZZAZIONE ALTRE PELLI DISPONIBILI

Il disco interno può essere facilmente sostituito e acquistato anche singolarmente, divenendo quindi un elemento che si può rinnovare nel tempo.

PERSONALIZATION AND OTHER AVAILABLE LEATHERS

The internal disk can be easily replaced and purchased individually, thus becoming an element that can be renewed in time.

INTONA

“La creatività è contagiosa, trasmettila.”

“Creativity is contagious, pass it on.”

Albert Einstein



Intona®

Mario Mazzer + Giovanni Crosera

Maniglia innovativa dalla linea dinamica, che esprime l'eleganza colta dell'architettura internazionale degli anni cinquanta. La sua forma scultorea è perfettamente accordata nei pesi e nei volumi.

Innovative handle with a dynamic line, which expresses the cultured elegance of international architecture from the fifties. Its sculptural shape is perfectly balanced in weight and volume.



Intona®



BIA
bianco | white



CRO
cromo | chrome plated



CSA
cromo satinato | satin chrome



NIS
nickel satinato | satin nickel



BGO
bronzo opaco | bronze matt

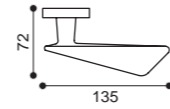


ANT
antracite | black anthracite

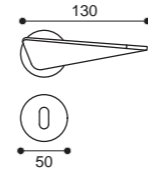


NER
nero | black

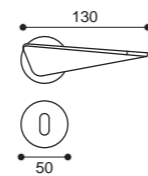
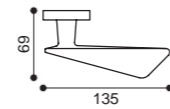
IN 5/BEM
Maniglia su rosetta 10 mm con bocchetta.
Sottorosetta in metallo.
Door lever handle on 10 mm rose with escutcheon.
Metal inner rose.



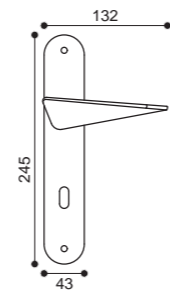
IN 5/BES
Maniglia su rosetta 10 mm con bocchetta.
Sottorosetta in poliammide con molla incorporata.
Door lever handle on 10 mm rose with escutcheon.
Polyamide inner rose with incorporated spring.



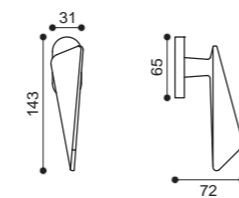
IN 5/BESB
Maniglia su rosetta 7 mm con bocchetta.
Sottorosetta in poliammide con molla incorporata.
Door lever handle on 7 mm rose with escutcheon.
Polyamide inner rose with incorporated spring.



IN 1
Maniglia su placca.
Door lever handle on backplate.



IN 15
Maniglia per finestra D.K.
Window handle D.K.



MATERIALE | LEGA DI ZINCO
MATERIAL | ZINC ALLOY



Intona Minimal[®]



“Less is more”, è questo il principio che ha ispirato questa soluzione di rosetta contraddistinta dalle dimensioni estremamente ridotte, a filo con la maniglia e la porta. Caratteristica che valorizza il design dinamico di Intona. Maniglia che esprime l'eleganza colta dell'architettura internazionale degli anni cinquanta.

“Less is more” - this is the principle that inspired this rose solution characterized by extremely reduced dimensions, flush with the handle and the door. This feature enhances the dynamic design of Intona, a handle that expresses the cultured elegance of international architecture from the 1950s.



BIA
bianco | white



CRO
cromo | chrome plated

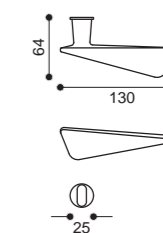


CSA
cromo satinato | satin chrome

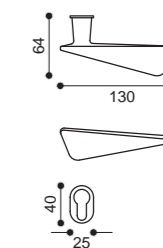


NER
nero | black

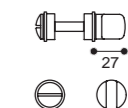
IN/MIN-P
Maniglia su rosetta con bocchetta Minimal. Door lever handle on Minimal rose with standard profile escutcheon.



IN/MIN-Y
Maniglia su rosetta con bocchetta yale Minimal. Door lever handle on Minimal rose with cylinder profile escutcheon.



MIN-W.C.
Nottolino W.C. su rosetta tonda Minimal. W.C. latch on round Minimal rose.



Go-Go®

Studio Manital



È una maniglia curvilinea, elegante e sottile, con bordi arrotondati che le conferiscono un armonico impatto visivo.

It's a curvilinear, elegant and slim handle, with rounded edges that give it a harmonious visual impact.



CRO
cromo | chrome plated



CSA
cromo satinato | satin chrome



NIS
nickel satinato | satin nickel



OTL
ottone lucido | polished brass

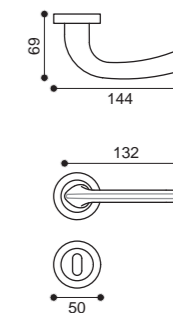


OSA
ottone satinato | satin brass

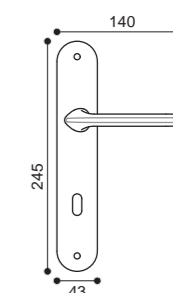


BGO
bronzo opaco | bronze matt

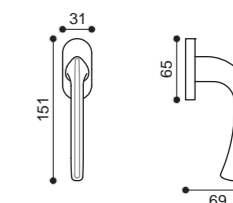
GG 5/A
Maniglia su rosetta con bocchetta.
Door lever handle on rose with escutcheon.



GG 1
Maniglia su placca.
Door lever handle on backplate.



GG 15
Maniglia per finestra D.K.
Window handle D.K.



MATERIALE | OTTONE FORGIATO
MATERIAL | FORGED BRASS

MASTER

“Un aspetto essenziale della creatività è non aver paura di fallire.”

“An essential aspect of creativity is not being afraid to fail.”

Edwin Land



Master[®]

Maurizio Giordano

Master è una maniglia che nasce dalla rotazione di una sagoma lungo una linea che dialoga con lo spazio nelle tre dimensioni, creando una torsione dinamica ed ergonomica.

Master is a handle that originates from the rotation of a shape along a line that interacts with space in three dimensions, creating a dynamic and ergonomic twist.



Master[®]



BIA
bianco | white



CRO
cromo | chrome plated



CSA
cromo satinato | satin chrome



NIS
nickel satinato | satin nickel



BGO
bronzo opaco | bronze matt



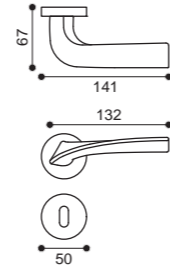
ANT
antracite | black anthracite



NER
nero | black

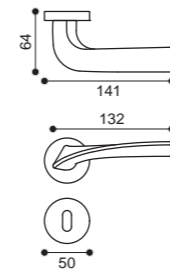
MS 5/BEM

Maniglia su rosetta 10 mm con bocchetta. Sottorosetta in metallo. Door lever handle on 10 mm rose with escutcheon. Metal inner rose.



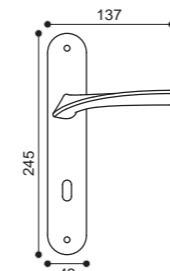
MS 5/BES

Maniglia su rosetta 10 mm con bocchetta. Sottorosetta in poliammide con molla incorporata. Door lever handle on 10 mm rose with escutcheon. Polyamide inner rose with incorporated spring.



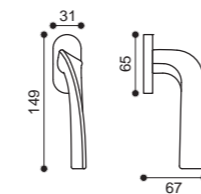
MS 5/BESB

Maniglia su rosetta 7 mm con bocchetta. Sottorosetta in poliammide con molla incorporata. Door lever handle on 7 mm rose with escutcheon. Polyamide inner rose with incorporated spring.



MS 1

Maniglia su placca. Door lever handle on backplate.



MS 15

Maniglia per finestra D.K. Window handle D.K.



Cloud[®]

Maurizio Giordano



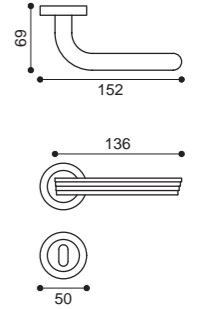
Quattro linee si rincorrono una dopo l'altra, creando una forma sinuosa e senza spigoli. Le curve, che si susseguono orizzontalmente a cicli, generano una rigorosa eleganza e creano un piacevole gioco chiaroscurale.

Four lines run after each other, creating a sinuous shape without edges. The curves, which follow one another horizontally, generate a rigorous elegance and create a pleasant contrasting effect.



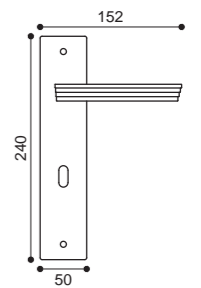
CRO
cromo | chrome plated

CD 5/A
Maniglia su rosetta con bocchetta.
Door lever handle on rose with escutcheon.



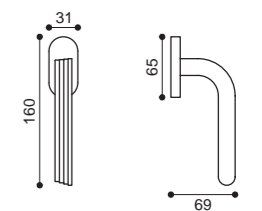
CSA
cromo satinato | satin chrome

CD 1/M
Maniglia su placca.
Door lever handle on backplate.



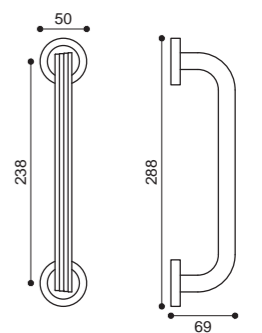
NIS
nickel satinato | satin nickel

CD 15
Maniglia per finestra D.K.
Window handle D.K.



OTL
ottone lucido | polished brass

CD 20
Maniglione.
Pull handle.



OSA
ottone satinato | satin brass



BGO
bronzo opaco | bronze matt

MATERIALE | OTTONE FORGIATO
MATERIAL | FORGED BRASS

Cloud Due®

Maurizio Giordano



Quattro linee si rincorrono una dopo l'altra, creando una forma sinuosa e senza spigoli. Le curve, che si susseguono orizzontalmente a cicli, generano una rigorosa eleganza. La rosetta si coordina alla maniglia, presentandosi con lo stesso disegno a gradini.

Four lines follow one after the other, creating a sinuous and edgeless shape. The curves, which run horizontally in cycles, generate a rigorous elegance. The rose coordinates with the handle, presenting itself with the same stepped design.



CRO
cromo | chrome plated



CSA
cromo satinato | satin chrome



NIS
nickel satinato | satin nickel



OTL
ottone lucido | polished brass

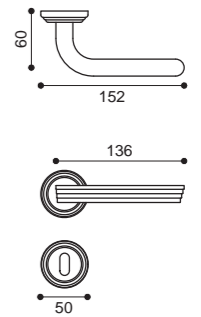


OSA
ottone satinato | satin brass

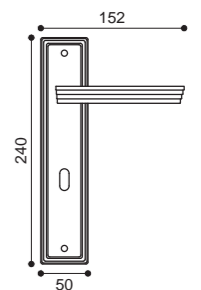


BGO
bronzo opaco | bronze matt

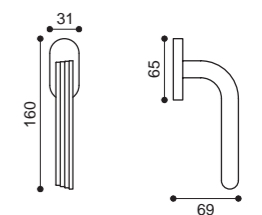
CD 5/WD
Maniglia su rosetta con bocchetta.
Door lever handle on rose with escutcheon.



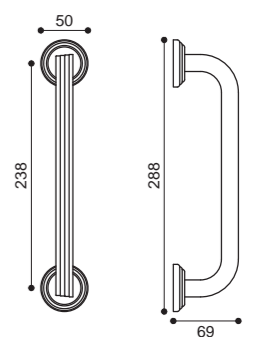
CD 1/M2
Maniglia su placca.
Door lever handle on backplate.



CD 15
Maniglia per finestra D.K.
Window handle D.K.



CD 20 (WD)
Maniglione.
Pull handle.



MATERIALE | OTTONE FORGIATO
MATERIAL | FORGED BRASS

PRESO

**“Un grande artista è sempre
prima del suo tempo o dietro
di esso.”**

“A great artist is always before
his time or behind it.”

George Moore



Preso[®]

Mario Mazzer

Design semplice e deciso per questa maniglia di carattere che unisce perfettamente forma e funzione. Ispirata dal movimento dinamico di un'ala di uccello in volo e dal segno grafico e lineare di un sopracciglio.

Simple yet bold design for this handle with character that perfectly combines form and function. Inspired by the dynamic movement of a bird's wing in flight and by the graphic and linear sign of an eyebrow.



Preso®



CRO
cromo | chrome plated



CSA
cromo satinato | satin chrome



NIS
nickel satinato | satin nickel



OTL
ottone lucido | polished brass

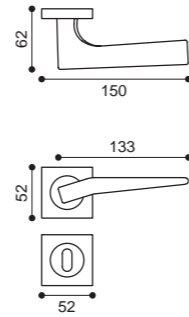


OSA
ottone satinato | satin brass

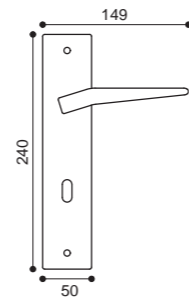


BGO
bronzo opaco | bronze matt

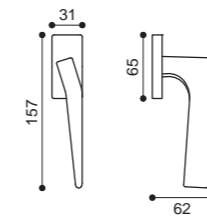
PX 5/Q
Maniglia su rosetta con bocchetta.
Door lever handle on rose with escutcheon.



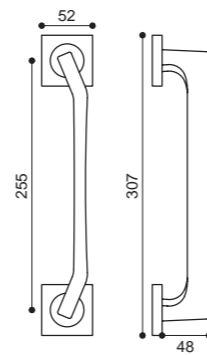
PX 1/M
Maniglia su placca.
Door lever handle on backplate.



PX 15/R
Maniglia per finestra D.K.
Window handle D.K.



PX 20
Maniglione.
Pull handle.



MATERIALE | OTTONE FORGIATO
MATERIAL | FORGED BRASS





Maniglia elegante e piacevolmente prensile, caratterizzata dalla forma a sezione esagonale che si estende fino alla rosetta.

Elegant and pleasantly grippable handle, characterized by a hexagonal cross-section shape that extends to the rose.



CRO
cromo | chrome plated



CSA
cromo satinato | satin chrome



NIS
nickel satinato | satin nickel



OTL
ottone lucido | polished brass

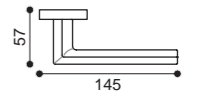


OSA
ottone satinato | satin brass

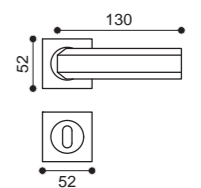
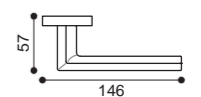
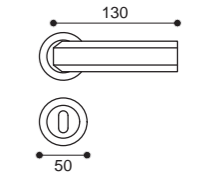


BGO
bronzo opaco | bronze matt

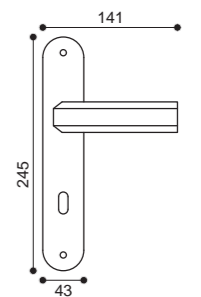
XA 5/A
Maniglia su rosetta con bocchetta.
Door lever handle on rose with escutcheon.



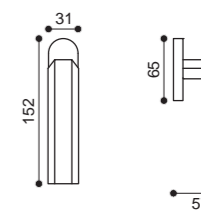
XA 5/Q
Maniglia su rosetta con bocchetta.
Door lever handle on rose with escutcheon.



XA 1/M
Maniglia su placca.
Door lever handle on backplate.



XA 15/R
Maniglia per finestra D.K.
Window handle D.K.



BIMYOU

**“È l’attenzione al dettaglio
che fa la differenza tra la normalità
e lo straordinario.”**

“It’s attention to detail that makes the
difference between average and stunning.”

Francis Atterbury



Bimyou®

Maurizio Giordano

Maniglia per porte e finestre dal design equilibrato e discreto, che si distingue per la forma delicatamente curva e senza spigoli.

Handle for doors and windows with a balanced and discreet design, distinguished by its delicately curved and edgeless shape.



Bimyou®



BIA
bianco | white



CRO
cromo | chrome plated



CSA
cromo satinato | satin chrome



NIS
nickel satinato | satin nickel



BGO
bronzo opaco | bronze matt



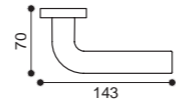
ANT
antracite | black anthracite



NER
nero | black

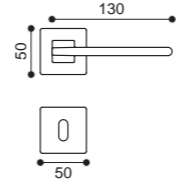
BY 5/QEM

Maniglia su rosetta 10 mm con bocchetta.
Sottorosetta in metallo.
Door lever handle on 10 mm rose with escutcheon.
Metal inner rose.



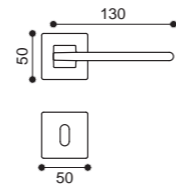
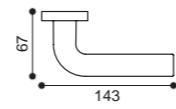
BY 5/QES

Maniglia su rosetta 10 mm con bocchetta.
Sottorosetta in poliammide con molla incorporata.
Door lever handle on 10 mm rose with escutcheon.
Polyamide inner rose with incorporated spring.



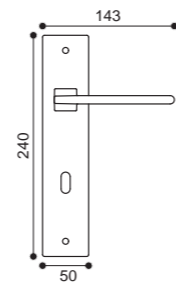
BY 5/QESB

Maniglia su rosetta 7 mm con bocchetta.
Rosetta in poliammide con molla premontata.
Door lever handle on 7 mm rose with escutcheon.
Polyamide inner rose with incorporated spring.



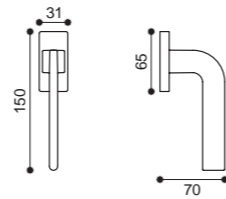
BY 1/M

Maniglia su placca.
Door lever handle on backplate.



BY 15/R

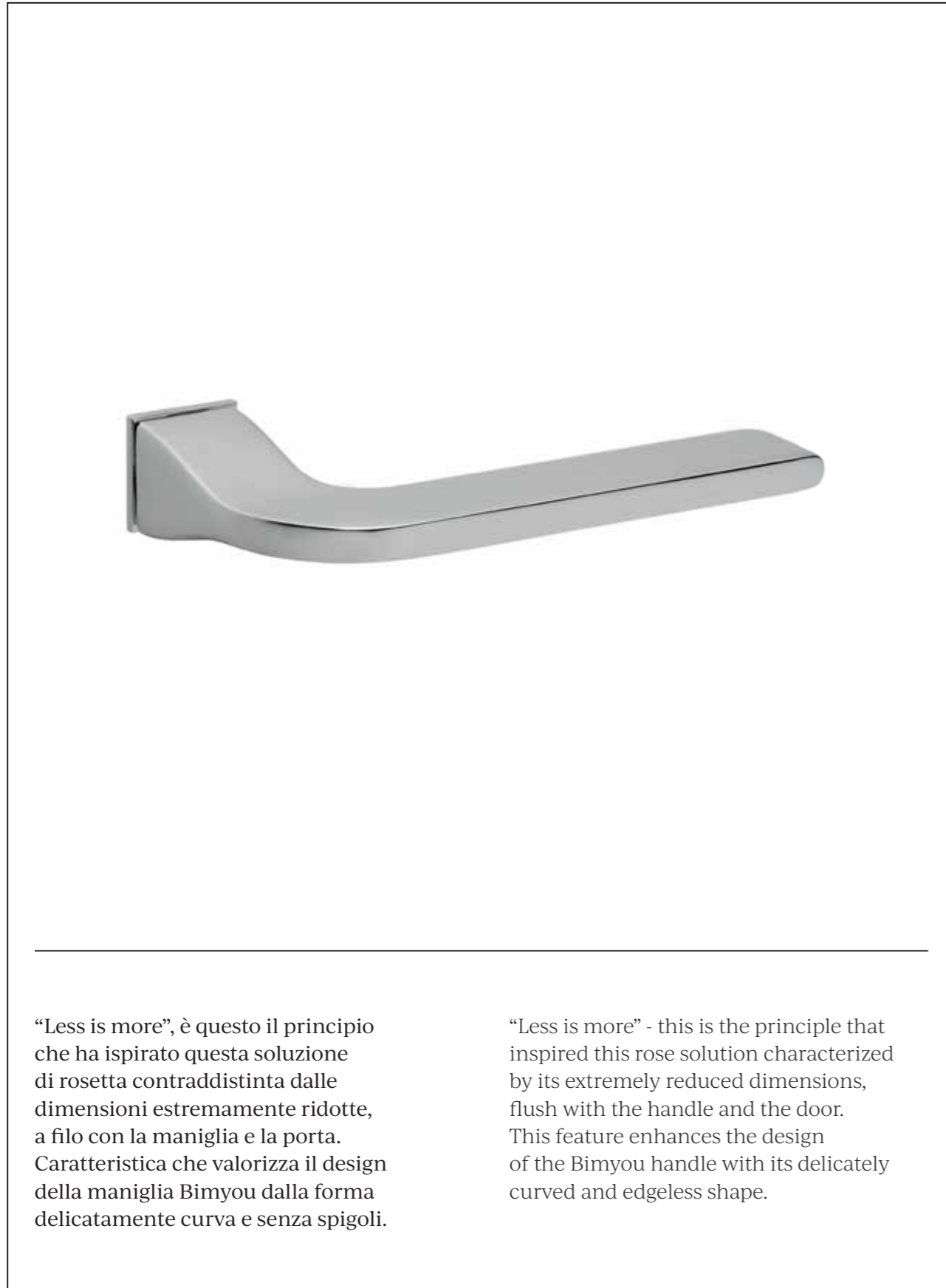
Maniglia per finestra D.K.
Window handle D.K.



MATERIALE | LEGA DI ZINCO
MATERIAL | ZINC ALLOY



Bimyou Minimal®



“Less is more”, è questo il principio che ha ispirato questa soluzione di rosetta contraddistinta dalle dimensioni estremamente ridotte, a filo con la maniglia e la porta. Caratteristica che valorizza il design della maniglia Bimyou dalla forma delicatamente curva e senza spigoli.

“Less is more” - this is the principle that inspired this rose solution characterized by its extremely reduced dimensions, flush with the handle and the door. This feature enhances the design of the Bimyou handle with its delicately curved and edgeless shape.



BIA
bianco | white



CRO
cromo | chrome plated

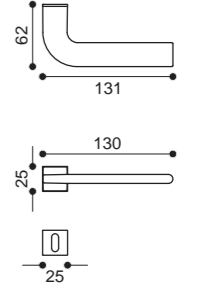


CSA
cromo satinato | satin chrome

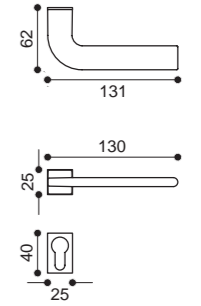


NER
nero | black

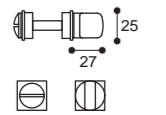
BY/MIQ-P
Maniglia su rosetta con bocchetta Minimal. Door lever handle on Minimal rose with standard profile escutcheon.

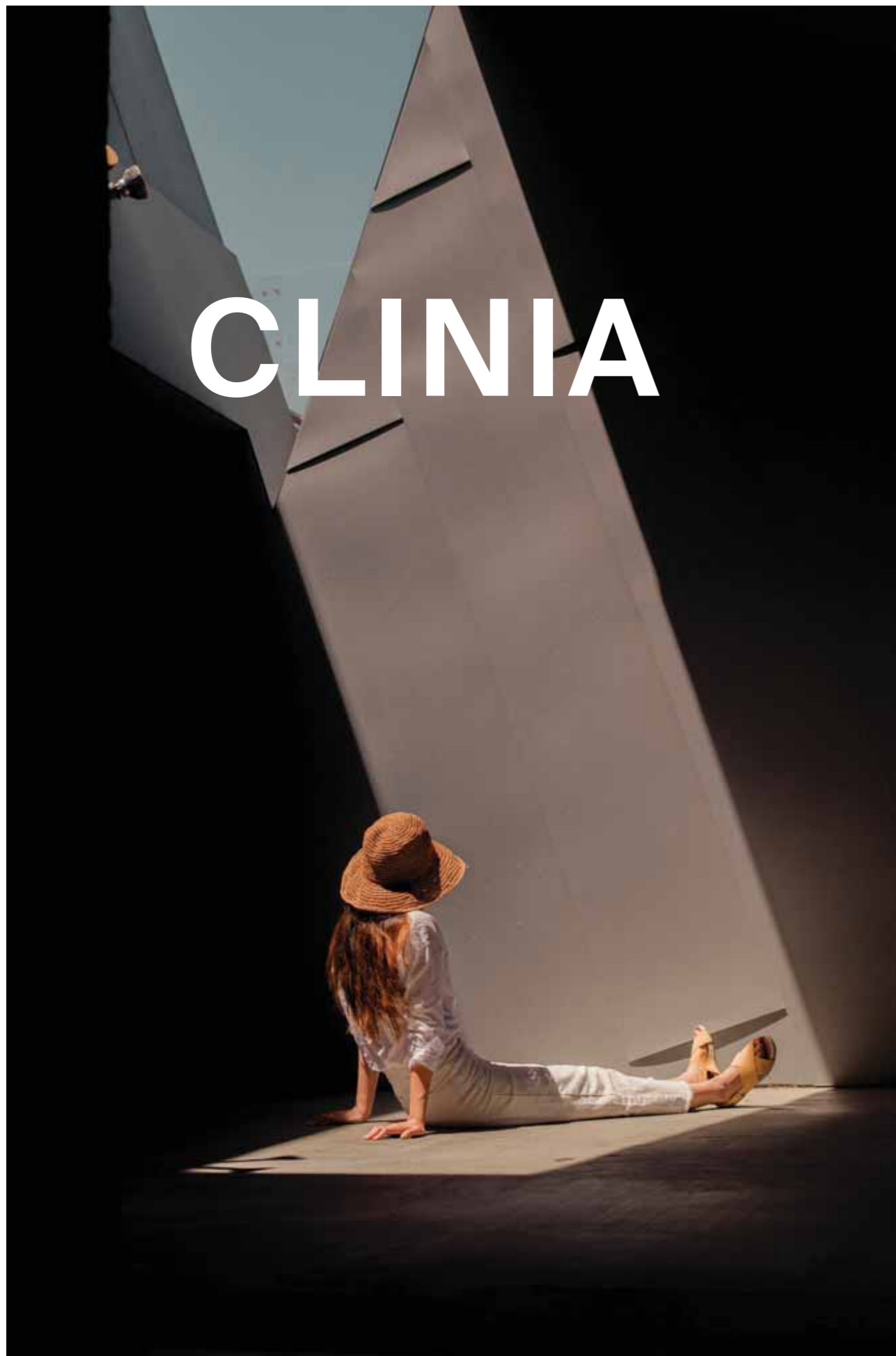


BY/MIQ-Y
Maniglia su rosetta con bocchetta yale Minimal. Door lever handle on Minimal rose with cylinder profile escutcheon.



MIQ-W.C.
Nottolino W.C. su rosetta quadra Minimal. W.C. latch on square Minimal rose.





CLINIA



“Arredare è l’arte di disporre le cose belle in modo confortevole.”

“Furnishing is the art of arranging beautiful things in a comfortable way.”

Billy Baldwin

Clinia®

Mario Mazzer

Clinia presenta linee squadrate e proporzioni equilibrate; di grande impatto visivo, senza dimenticare la funzionalità dell'impugnatura inclinata verso il basso.

Clinia features squared lines and balanced proportions; visually striking, without forgetting the functionality of the angled grip.



Clinia®



CRO
cromo | chrome plated



CSA
cromo satinato | satin chrome



NIS
nickel satinato | satin nickel



OTL
ottone lucido | polished brass

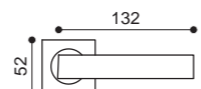
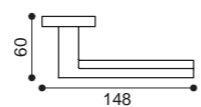


OSA
ottone satinato | satin brass

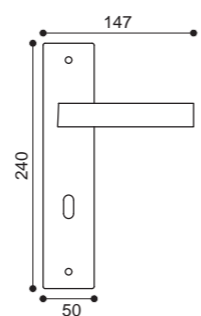


BGO
bronzo opaco | bronze matt

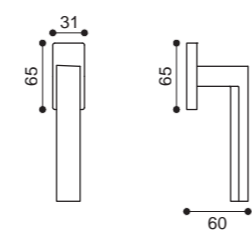
CL 5/Q
Maniglia su rosetta
con bocchetta
Door lever handle on rose
with escutcheon.



CL 1/M
Maniglia su placca.
Door lever handle on backplate.



CL 15/R
Maniglia per finestra D.K.
Window handle D.K.



Alamaro®

Mario Mazzer



2011 | Chicago Atheneum Good Design Award



Il design richiama le allacciature tipiche delle uniformi, con due bottoni collegati da un passante. Il lato anteriore ha una forma piatta, il lato posteriore è arrotondato, l'apice dell'impugnatura è semisferico: maniglia elegante e leggera, facile all'uso e piacevole al tatto.

The design recalls the typical fastenings of uniforms, with two buttons connected by a straight line. The front side has a flat shape, the back side is rounded, the apex of the handle is hemispherical: an elegant and light handle, easy to use and pleasant to the touch.



CRO
cromo | chrome plated



CSA
cromo satinato | satin chrome



NIS
nickel satinato | satin nickel



OTL
ottone lucido | polished brass

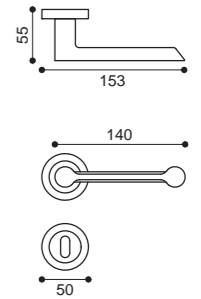


OSA
ottone satinato | satin brass

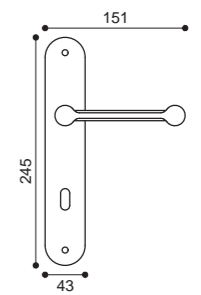


BGO
bronzo opaco | bronze matt

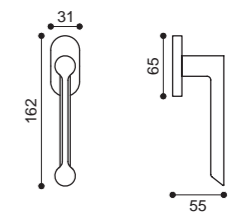
AR 5/A
Maniglia su rosetta con bocchetta.
Door lever handle on rose with escutcheon.



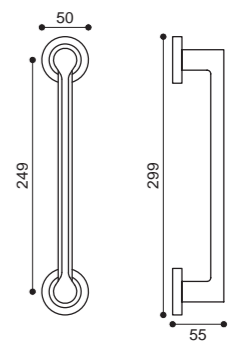
AR 1
Maniglia su placca.
Door lever handle on backplate.



AR 15
Maniglia per finestra D.K.
Window handle D.K.



AR 20
Maniglione.
Pull handle.




MATERIALE | OTTONE FORGIATO
MATERIAL | FORGED BRASS

CARMEN

“In ogni arte la semplicità è essenziale.”

“Simplicity is essential in every art.”

Arthur Schopenhauer



Carmen®

Doriana + Massimiliano Fuksas



2010 | International Design
Award

Maniglia caratterizzata da una linea dinamica, morbida e sensuale come l'omonima opera lirica. Un oggetto quotidiano realizzato come una piccola scultura: due fasce in metallo satinato o lucido separate da una linea brillante.

Handle characterized by a dynamic, soft and sensual line like the homonymous opera. An everyday object made like a small sculpture: two bands in satin or polished metal separated by a brilliant line.



Carmen®



CRO / ROSSO
cromo / rosso | chrome plated / red



CRO / GIALLO
cromo / giallo | chrome / yellow



CSA / CRO
cromo satinato / cromo | satin chrome / chrome plated



CSA / RAME
cromo satinato / rame | satin chrome / copper

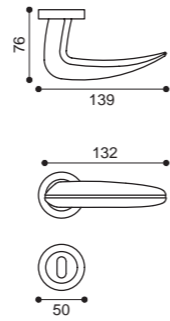


NIS / ROSSO
nickel satinato / rosso | satin nickel / red

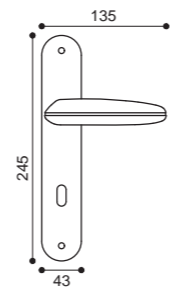


NIS / GIALLO
nickel satinato / giallo | satin nickel / yellow

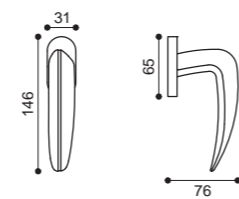
CN 5/D
Maniglia su rosetta con bocchetta.
Door lever handle on rose with escutcheon.



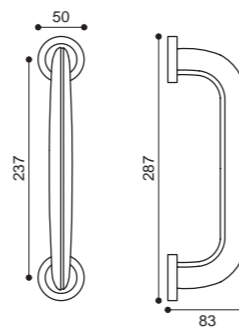
CN 1
Maniglia su placca.
Door lever handle on backplate.




CN 15
Maniglia per finestra D.K.
Window handle D.K.



CN 20
Maniglione.
Pull handle.



Inserti disponibili
Available inserts



MATERIALE | OTTONE FORGIATO
MATERIAL | FORGED BRASS



Trendy®

Paolo Pedrizzetti



Questa maniglia fonde modernità e classicità, Made in Italy ed eleganza. La decisa torsione che la caratterizza rompe la rigidità formale classica e dà alla maniglia una sensazione di leggerezza inusuale e inattesa.

This handle blends modernity and classicism; Made in Italy and elegance. The decisive twist that characterizes it breaks the classical formal rigor, and gives the handle a sensation of unusual and unexpected lightness.



CRO
cromo | chrome plated



CSA
cromo satinato | satin chrome



NIS
nickel satinato | satin nickel



OTL
ottone lucido | polished brass

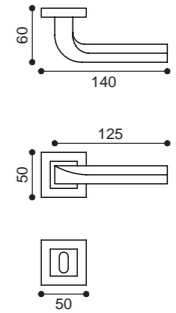


OSA
ottone satinato | satin brass

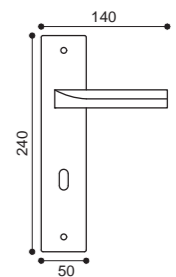


BGO
bronzo opaco | bronze matt

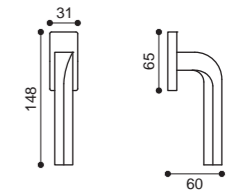
TD 5/QE
Maniglia su rosetta con bocchetta.
Door lever handle on rose with escutcheon.



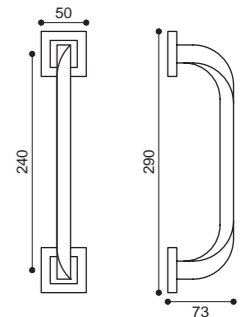
TD 1/M
Maniglia su placca.
Door lever handle on backplate.



TD 15/R
Maniglia per finestra D.K.
Window handle D.K.



TD 20
Maniglione.
Pull handle.



MATERIALE | OTTONE FORGIATO
MATERIAL | FORGED BRASS

Spoon®

Mario Mazzer



Questa maniglia trae ispirazione dall'ovale del cucchiaio ed esplora differenti aspetti tra i quali il valore del pieno e del vuoto, ossia l'illusione che la luce produce attraverso la riflessione su una forma concava e convessa.

This handle draws inspiration from the oval shape of a spoon and explores different aspects including the value of fullness and emptiness, i.e. the illusion that light produces through reflection on a concave and convex shape.



CRO
cromo | chrome plated



CSA
cromo satinato | satin chrome



NIS
nickel satinato | satin nickel



OTL
ottone lucido | polished brass

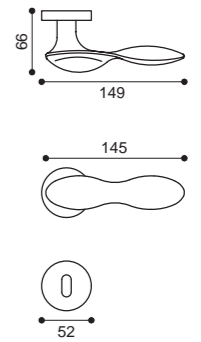


OSA
ottone satinato | satin brass

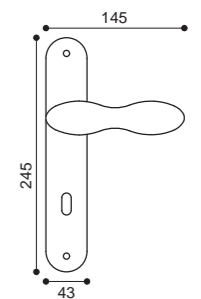


BGO
bronzo opaco | bronze matt

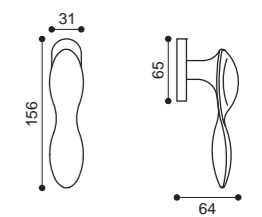
SP 5/PF
Maniglia su rosetta con bocchetta.
Door lever handle on rose with escutcheon.



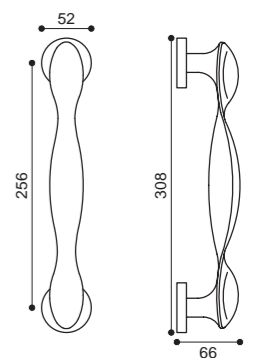
SP 1
Maniglia su placca.
Door lever handle on backplate



SP 15
Maniglia per finestra D.K.
Window handle D.K.



SP 20
Maniglione.
Pull handle.



MATERIALE | OTTONE FORGIATO
MATERIAL | FORGED BRASS

Hygge®

Mario Mazzer + Giovanni Crosera



2018 | RedDot Design Award



Hygge è una maniglia dal design minimale e lineare. Il progetto trae ispirazione e prende il nome dalla parola danese Hygge che fa riferimento allo stile di vita di questo popolo, incentrato sulla ricerca della felicità quotidiana attraverso il godimento del presente, assaporando i piccoli piaceri della vita.

Hygge is a handle with a minimal and linear design. The design takes inspiration and gets its name from the Danish word Hygge, which refers to the lifestyle of this people, focused on the pursuit of daily happiness by enjoying the present and savouring the small pleasures of life.



BIA
bianco | white



CRO
cromo | chrome plated



CSA
cromo satinato | satin chrome



NIS
nickel satinato | satin nickel



BGO
bronzo opaco | bronze matt

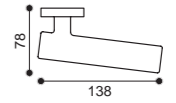


ANT
antracite | black anthracite

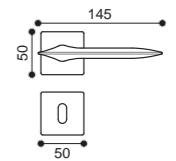


NER
nero | black

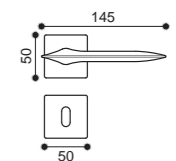
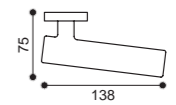
HY 5/QEM
Maniglia su rosetta 10 mm con bocchetta.
Sottorosetta in metallo.
Door lever handle on 10 mm rose with escutcheon.
Metal inner rose.



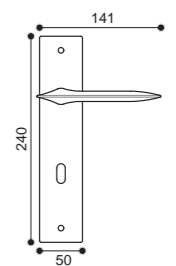
HY 5/QES
Maniglia su rosetta 10 mm con bocchetta.
Sottorosetta in poliammide con molla incorporata.
Door lever handle on 10 mm rose with escutcheon.
Polyamide inner rose with incorporated spring.



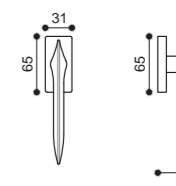
HY 5/QESB
Maniglia su rosetta 7 mm con bocchetta.
Sottorosetta in poliammide con molla incorporata.
Door lever handle on 7 mm rose with escutcheon.
Polyamide inner rose with incorporated spring.



HY 1/M
Maniglia su placca.
Door lever handle on backplate.



HY 15/R
Maniglia per finestra D.K.
Window handle D.K.



MATERIALE | LEGA DI ZINCO
MATERIAL | ZINC ALLOY

HYGGE DUE

**“Un buon oggetto di design
è per sempre.”**

“A good design object is forever.”

Van Day Truex



Hygge Due®

Mario Mazzer + Giovanni Crosera



2018 | RedDot Design Award

Hygge Due è una maniglia dal design minimale e lineare. Il progetto trae ispirazione e prende il nome dalla parola danese Hygge che fa riferimento allo stile di vita di questo popolo, incentrato sulla ricerca della felicità quotidiana attraverso il godimento del presente, assaporando i piccoli piaceri della vita.

Hygge Due is a handle with a minimal and linear design. The design takes inspiration and gets its name from the Danish word Hygge, which refers to the lifestyle of this people, focused on the pursuit of daily happiness by enjoying the present and savouring the small pleasures of life.



Hygge Due®



BIA
bianco | white



CRO
cromo | chrome plated



CSA
cromo satinato | satin chrome



NIS
nickel satinato | satin nickel



BGO
bronzo opaco | bronze matt



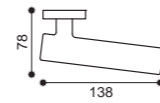
ANT
antracite | black anthracite



NER
nero | black

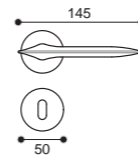
HY 5/BEM

Maniglia su rosetta 10 mm con bocchetta.
Sottorosea in metallo.
Door lever handle on 10 mm rose with escutcheon.
Metal inner rose.



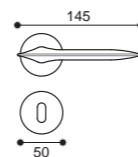
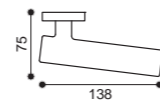
HY 5/BES

Maniglia su rosetta 10 mm con bocchetta.
Sottorosea in poliammide con molla incorporata.
Door lever handle on 10 mm rose with escutcheon.
Polyamide inner rose with incorporated spring.



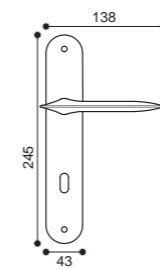
HY 5/BESB

Maniglia su rosetta 7 mm con bocchetta.
Sottorosea in poliammide con molla incorporata.
Door lever handle on 7 mm rose with escutcheon.
Polyamide inner rose with incorporated spring.



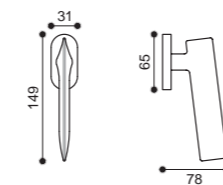
HY 1

Maniglia su placca.
Door lever handle on backplate.



HY 15

Maniglia per finestra D.K.
Window handle D.K.



MATERIALE | LEGA DI ZINCO
MATERIAL | ZINC ALLOY



Hygge Minimal®



“Less is more”, è questo il principio che ha ispirato questa soluzione di rosetta contraddistinta dalle dimensioni estremamente ridotte, a filo con la maniglia e la porta. Caratteristica che valorizza il design minimale di Hygge, maniglia ispirata al significato di questo termine danese.

“Less is more” - this is the principle that inspired this rose solution characterized by extremely small dimensions, flush with the handle and the door. This feature enhances the minimal design of Hygge, a handle inspired by the meaning of this Danish term.



MATERIALE | LEGA DI ZINCO
MATERIAL | ZINC ALLOY

Wind®

Maurizio Giordano + Roberto Grossi



È una maniglia slanciata e aerodinamica, un incontro di linee che sembrano spiccare il volo, garantendo comunque una sicura e piacevole impugnatura.

It is a sleek and aerodynamic handle, a meeting of lines that seem to take flight, while still providing a secure and comfortable grip.



CRO
cromo | chrome plated



CSA
cromo satinato | satin chrome



NIS
nickel satinato | satin nickel



OTL
ottone lucido | polished brass

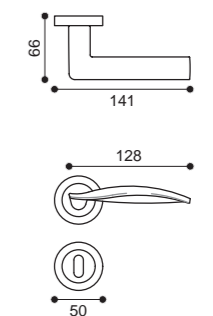


OSA
ottone satinato | satin brass

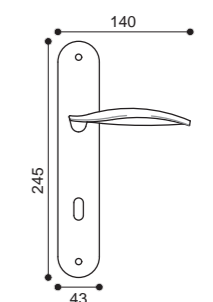


BGO
bronzo opaco | bronze matt

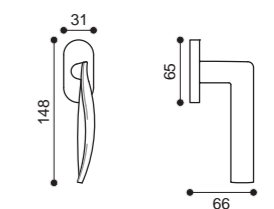
WD 5/A
Maniglia su rosetta con bocchetta.
Door lever handle on rose with escutcheon.



WD 1
Maniglia su placca.
Door lever handle on backplate.



WD 15
Maniglia per finestra D.K.
Window handle D.K.



MATERIALE | OTTONE FORGIATO
MATERIAL | FORGED BRASS

SPRING

**“Un buon design è evidente.
Il grande design
è trasparente.”**

“Good design is obvious.
Great design is transparent.”

Joe Sparano



Spring[®]

Mario Mazzer + Giovanni Crosera

La maniglia Spring è elegante e raffinata, lineare e pulita, frutto del gioco di sovrapposizioni tra il quadrato della rosetta e il rettangolo dell'impugnatura, ingentilita dagli angoli smussati e da una leggera bombatura sul fronte.

The Spring handle is elegant and refined, linear and clean, the result of the overlapping between the square of the rose and the rectangle of the handle, softened by the rounded corners and a slight curvature on the front.



Spring[®]



BIA
bianco | white



CRO
cromo | chrome plated



CSA
cromo satinato | satin chrome



NIS
nickel satinato | satin nickel



BGO
bronzo opaco | bronze matt



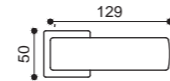
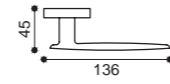
ANT
antracite | black anthracite



NER
nero | black

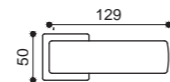
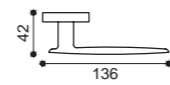
SG 5/QEM

Maniglia su rosetta 10 mm con bocchetta.
Sottorosetta in metallo.
Door lever handle on 10 mm rose with escutcheon.
Metal inner rose.



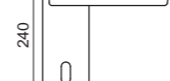
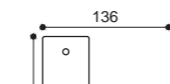
SG 5/QES

Maniglia su rosetta 10 mm con bocchetta.
Sottorosetta in poliammide con molla incorporata.
Door lever handle on 10 mm rose with escutcheon.
Polyamide inner rose with incorporated spring.



SG 5/QESB

Maniglia su rosetta 7 mm con bocchetta.
Sottorosetta in poliammide con molla incorporata.
Door lever handle on 7 mm rose with escutcheon.
Polyamide inner rose with incorporated spring.

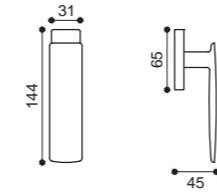


SG 1/M

Maniglia su placca.
Door lever handle on backplate.

SG 15/R

Maniglia per finestra D.K.
Window handle D.K.



MATERIALE | LEGA DI ZINCO
MATERIAL | ZINC ALLOY



Techna

Studio Manital



Il design minimale che la caratterizza è dato da linee geometriche semplici e regolari. Caratterizzata da una proporzione ideale dei volumi oltre che da un'impugnatura solida e stabile.

The minimal design that characterizes it is given by simple and regular geometric lines. Characterized by an ideal proportion of volumes as well as a solid and stable grip.



BIA
bianco | white



CRO
cromo | chrome plated



CSA
cromo satinato | satin chrome



NIS
nickel satinato | satin nickel



BGO
bronzo opaco | bronze matt

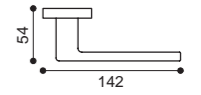


ANT
antracite | black anthracite

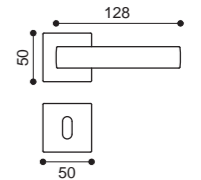


NER
nero | black

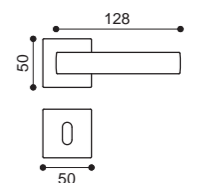
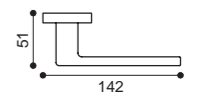
TC 5/QEM
Maniglia su rosetta 10 mm con bocchetta.
Sottorosetta in metallo.
Door lever handle on 10 mm rose with escutcheon.
Metal inner rose.



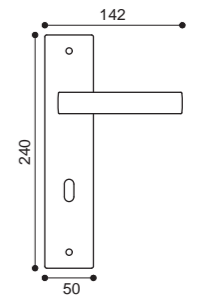
TC 5/QES
Maniglia su rosetta 10 mm con bocchetta.
Sottorosetta in poliammide con molla incorporata.
Door lever handle on 10 mm rose with escutcheon.
Polyamide inner rose with incorporated spring.



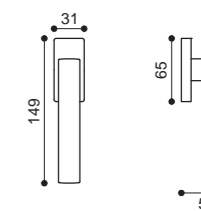
TC 5/QESB
Maniglia su rosetta 7 mm con bocchetta.
Sottorosetta in poliammide con molla incorporata.
Door lever handle on 7 mm rose with escutcheon.
Polyamide inner rose with incorporated spring.



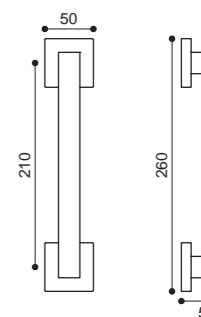
TC 1/M
Maniglia su placca.
Door lever handle on backplate.



TC 15/R
Maniglia per finestra D.K.
Window handle D.K.



TC 20
Maniglione.
Pull handle.



MATERIALE | LEGA DI ZINCO
MATERIAL | ZINC ALLOY

Techna Minimal

Studio Manital



“Less is more”, è questo il principio che ha ispirato questa soluzione di rosetta contraddistinta dalle dimensioni estremamente ridotte, a filo con la maniglia e la porta. Caratteristica che valorizza le proporzioni ideali dei volumi di Techna.

“Less is more” is the principle that inspired this solution of the rose characterized by extremely reduced dimensions, flush with the handle and the door. A feature that enhances the ideal proportions of the volumes of Techna.



BIA
bianco | white



CRO
cromo | chrome plated

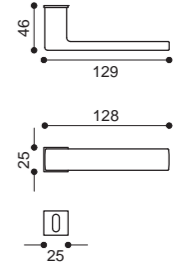


CSA
cromo satinato | satin chrome

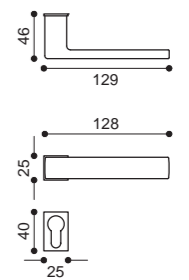


NER
nero | black

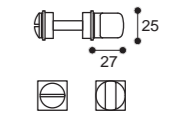
TC/MIQ-P
Maniglia su rosetta con bocchetta Minimal. Door lever handle on Minimal rose with standard profile escutcheon.



TC/MIQ-Y
Maniglia su rosetta con bocchetta yale Minimal. Door lever handle on Minimal rose with cylinder profile escutcheon.



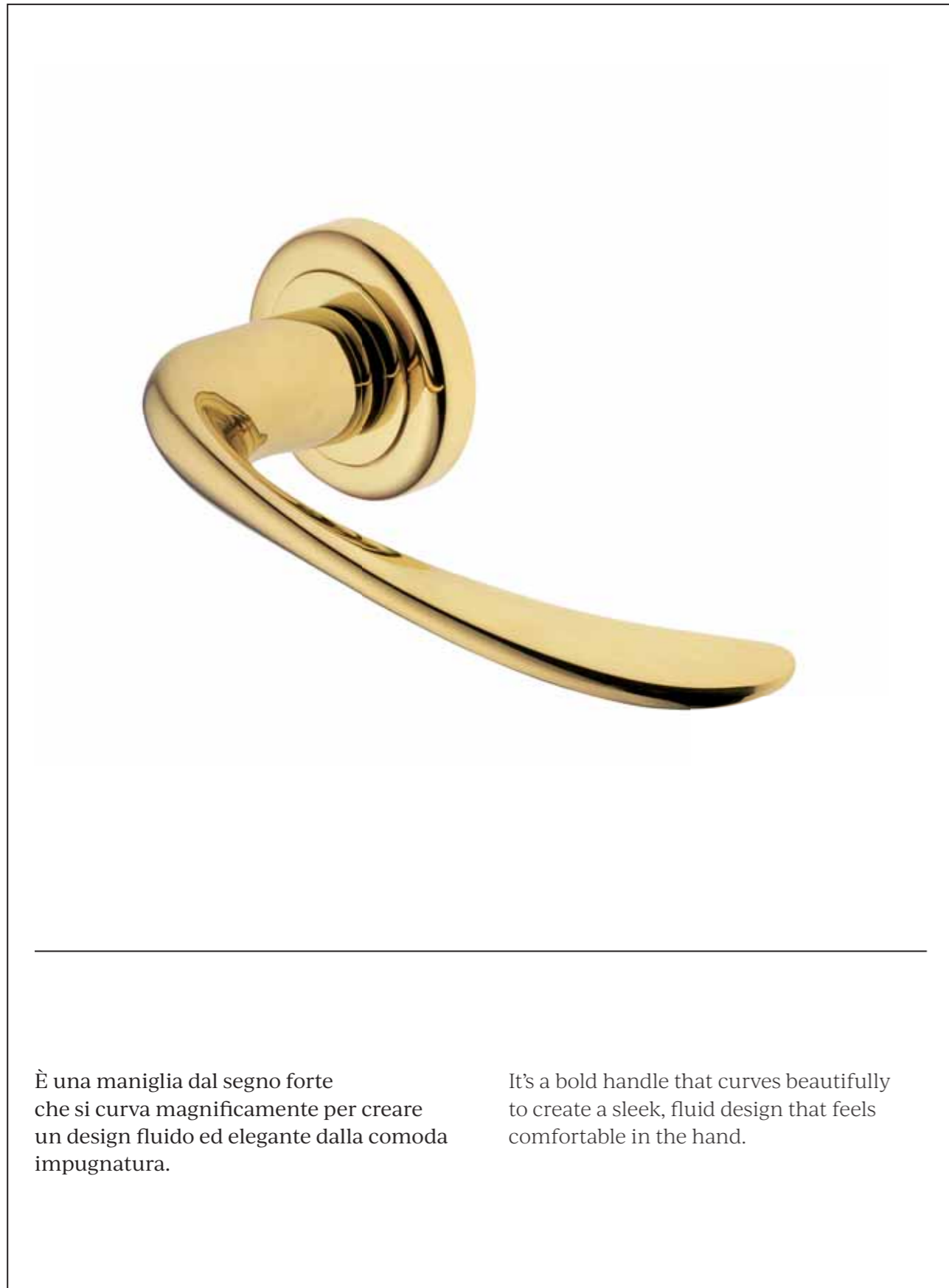
MIQ-W.C.
Nottolino W.C. su rosetta quadra Minimal. W.C. latch on square Minimal rose.



MATERIALE | LEGA DI ZINCO
MATERIAL | ZINC ALLOY

Vola®

Dario Grasselli + Paolo Pedrizzetti



È una maniglia dal segno forte che si curva magnificamente per creare un design fluido ed elegante dalla comoda impugnatura.

It's a bold handle that curves beautifully to create a sleek, fluid design that feels comfortable in the hand.



CRO
cromo | chrome plated



CSA
cromo satinato | satin chrome



NIS
nickel satinato | satin nickel



OTL
ottone lucido | polished brass

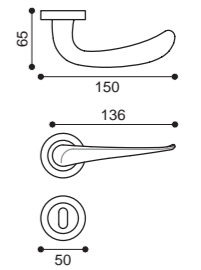


OSA
ottone satinato | satin brass

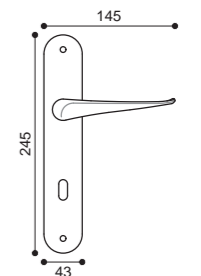


BGO
bronzo opaco | bronze matt

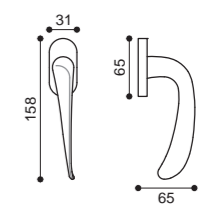
VL 5/D
Maniglia su rosetta con bocchetta.
Door lever handle on rose with escutcheon.



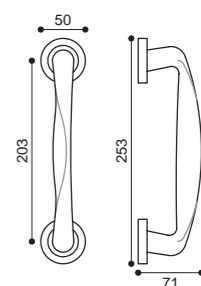
VL 1
Maniglia su placca.
Door lever handle on backplate.



VL 15
Maniglia per finestra D.K.
Window handle D.K.



VL 20
Maniglione.
Pull handle.



MATERIALE | OTTONE FORGIATO
MATERIAL | FORGED BRASS

FLASH

“Creare è vivere due volte.”

“To create is to live twice.”

Albert Camus




Flash[®]

Studio Manital

Dal design elegante e minimale si caratterizza per l'impugnatura inclinata e snella. Il fronte presenta una delicata incavatura che aggiunge fascino e dinamicità tramite un raffinato gioco di luci e ombre.

With an elegant and minimal design, this handle is characterized by its slender and inclined grip. The front features a delicate recess that adds charm and dynamism through a refined play of light and shadow.



Flash®



BIA
bianco | white



CRO
cromo | chrome plated



CSA
cromo satinato | satin chrome



NIS
nickel satinato | satin nickel



BGO
bronzo opaco | bronze matt



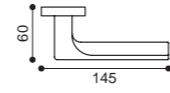
ANT
antracite | black anthracite



NER
nero | black

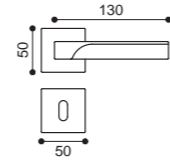
FH 5/QEM

Maniglia su rosetta 10 mm con bocchetta.
Sottorosetta in metallo.
Door lever handle on 10 mm rose with escutcheon.
Metal inner rose.



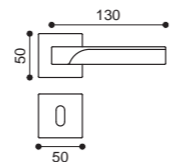
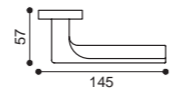
FH 5/QES

Maniglia su rosetta 10 mm con bocchetta.
Sottorosetta in poliammide con molla incorporata.
Door lever handle on 10 mm rose with escutcheon.
Polyamide inner rose with incorporated spring.



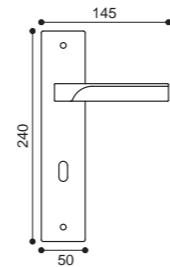
FH 5/QESB

Maniglia su rosetta 7 mm con bocchetta.
Sottorosetta in poliammide con molla incorporata.
Door lever handle on 7 mm rose with escutcheon.
Polyamide inner rose with incorporated spring.



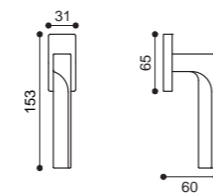
FH 1/M

Maniglia su placca.
Door lever handle on backplate.



FH 15/R

Maniglia per finestra D.K.
Window handle D.K.



MATERIALE | LEGA DI ZINCO
MATERIAL | ZINC ALLOY



Flash Minimal[®]

Studio Manital



“Less is more”, è questo il principio che ha ispirato questa soluzione di rosetta contraddistinta dalle dimensioni estremamente ridotte, a filo con la maniglia e la porta. Caratteristica che valorizza il delicato raccordo tra la leva inclinata e la base della maniglia Flash.

“Less is more” - this is the principle that inspired this rose solution characterized by extremely reduced dimensions, flush with the handle and the door. This feature enhances the delicate connection between the inclined lever and the base of the Flash handle.



BIA
bianco | white



CRO
cromo | chrome plated

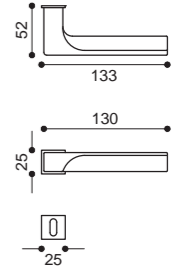


CSA
cromo satinato | satin chrome

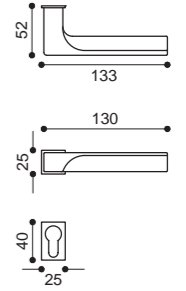


NER
nero | black

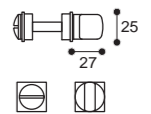
FH/MIQ-P
Maniglia su rosetta con bocchetta Minimal. Door lever handle on Minimal rose with standard profile escutcheon.



FH/MIQ-Y
Maniglia su rosetta con bocchetta yale Minimal. Door lever handle on Minimal rose with cylinder profile escutcheon.



MIQ-W.C.
Nottolino W.C. su rosetta quadra Minimal. W.C. latch on square Minimal rose.




MATERIALE | LEGA DI ZINCO
MATERIAL | ZINC ALLOY

MORPHOS

“Il design non è come sembra o come appare. Il design è come funziona.”

“Design is not just what it looks like and feels like. Design is how it works.”

Steve Jobs



Morphos[®]

Studio Hot Lab

Maniglia dal design squadrato, essenziale e di grande impatto. Un insieme di geometrie dalla forma elementare che abbina sapientemente materiali e forme, creando un gioco di proporzioni e riflessi.

Handle with a squared, essential and impactful design. A combination of basic geometries that skilfully combines materials and shapes, creating a play of proportions and reflections.



Morphos®



CRO
cromo | chrome plated



CSA
cromo satinato | satin chrome



CSA / CRO
cromo satinato / cromo | satin chrome / chrome plated

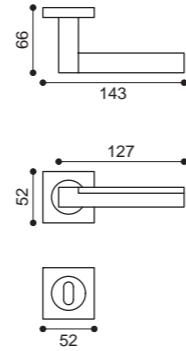


NIS
nickel satinato | satin nickel

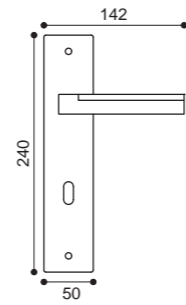


NIS / NIK
nickel satinato / nickel | satin nickel / nickel

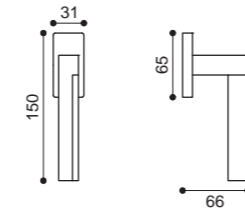
MP 5/Q
Maniglia su rosetta con bocchetta.
Door lever handle on rose with escutcheon.



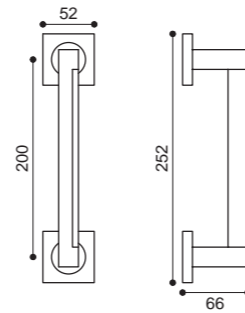
MP 1/M
Maniglia su placca.
Door lever handle on backplate.



MP 15/R
Maniglia per finestra D.K.
Window handle D.K.



MP 20
Maniglione.
Pull handle.



Morphos Light[®]

Studio Manital



Morphos Light nasce dall'esigenza di avere una versione più semplice della maniglia Morphos. Il design squadrato diventa qui ancora più essenziale e minimale.

Morphos Light is born from the need to have a simpler version of the Morphos handle. Where the square design becomes even more essential and minimal.



CRO
cromo | chrome plated



CSA
cromo satinato | satin chrome



NIS
nickel satinato | satin nickel



OTL
ottone lucido | polished brass

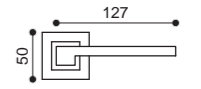
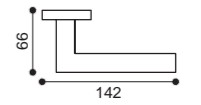


OSA
ottone satinato | satin brass

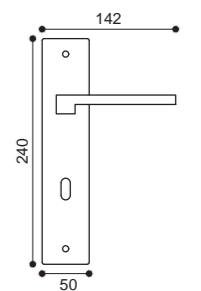


BGO
bronzo opaco | bronze matt

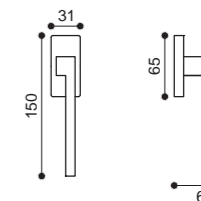
MP 2/5/QE
Maniglia su rosetta con bocchetta.
Door lever handle on rose with escutcheon.



MP 2/1/M
Maniglia su placca.
Door lever handle on backplate.



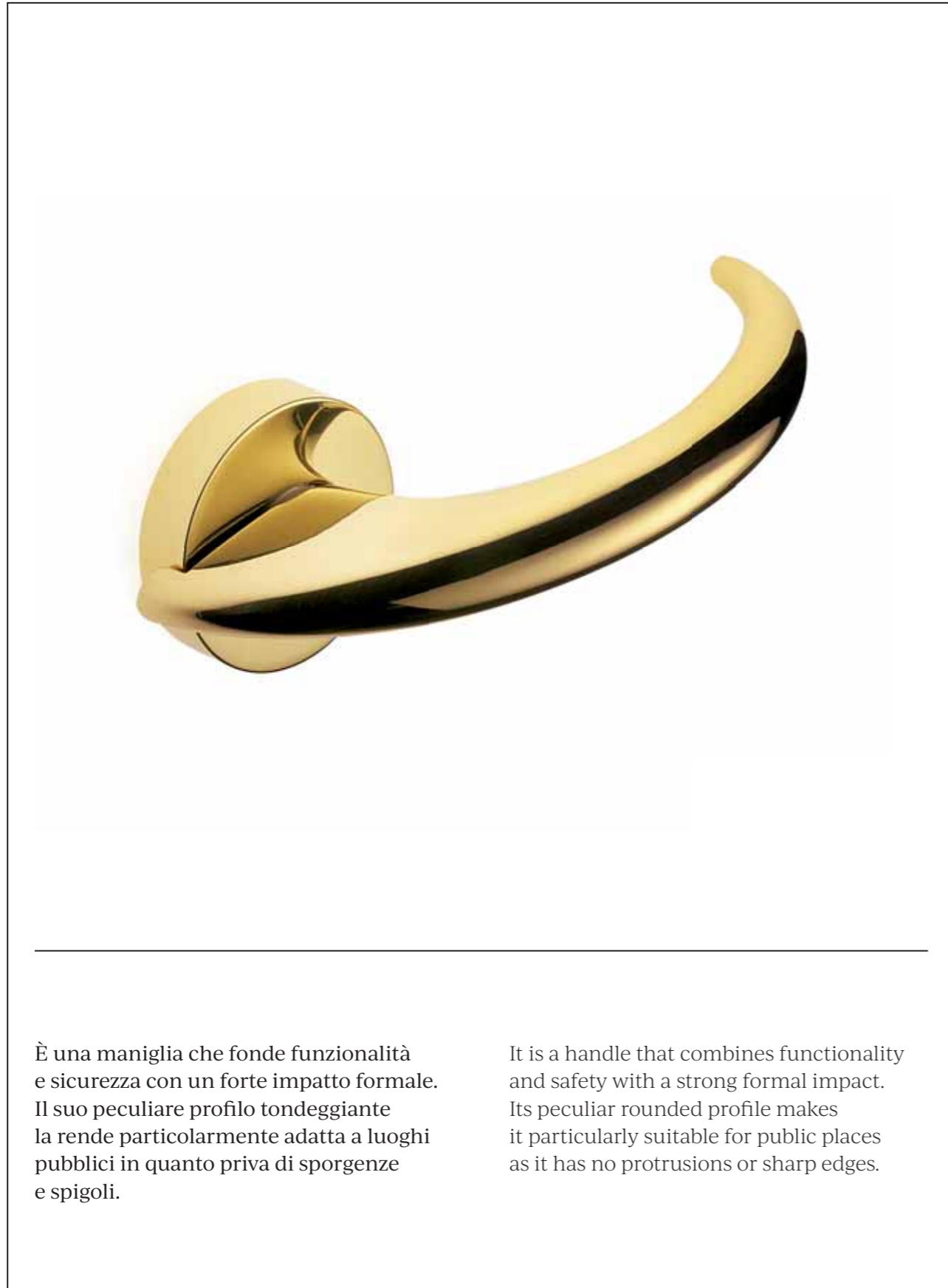
MP 2/15/R
Maniglia per finestra D.K.
Window handle D.K.



MATERIALE | OTTONE FORGIATO
MATERIAL | FORGED BRASS

Arco®

Itamar Harari



È una maniglia che fonde funzionalità e sicurezza con un forte impatto formale. Il suo peculiare profilo tondeggiante la rende particolarmente adatta a luoghi pubblici in quanto priva di sporgenze e spigoli.

It is a handle that combines functionality and safety with a strong formal impact. Its peculiar rounded profile makes it particularly suitable for public places as it has no protrusions or sharp edges.



CRO
cromo | chrome plated



CSA
cromo satinato | satin chrome



NIS
nickel satinato | satin nickel



OTL
ottone lucido | polished brass


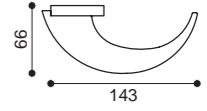


OSA
ottone satinato | satin brass

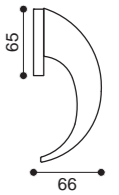
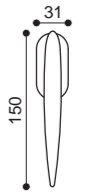


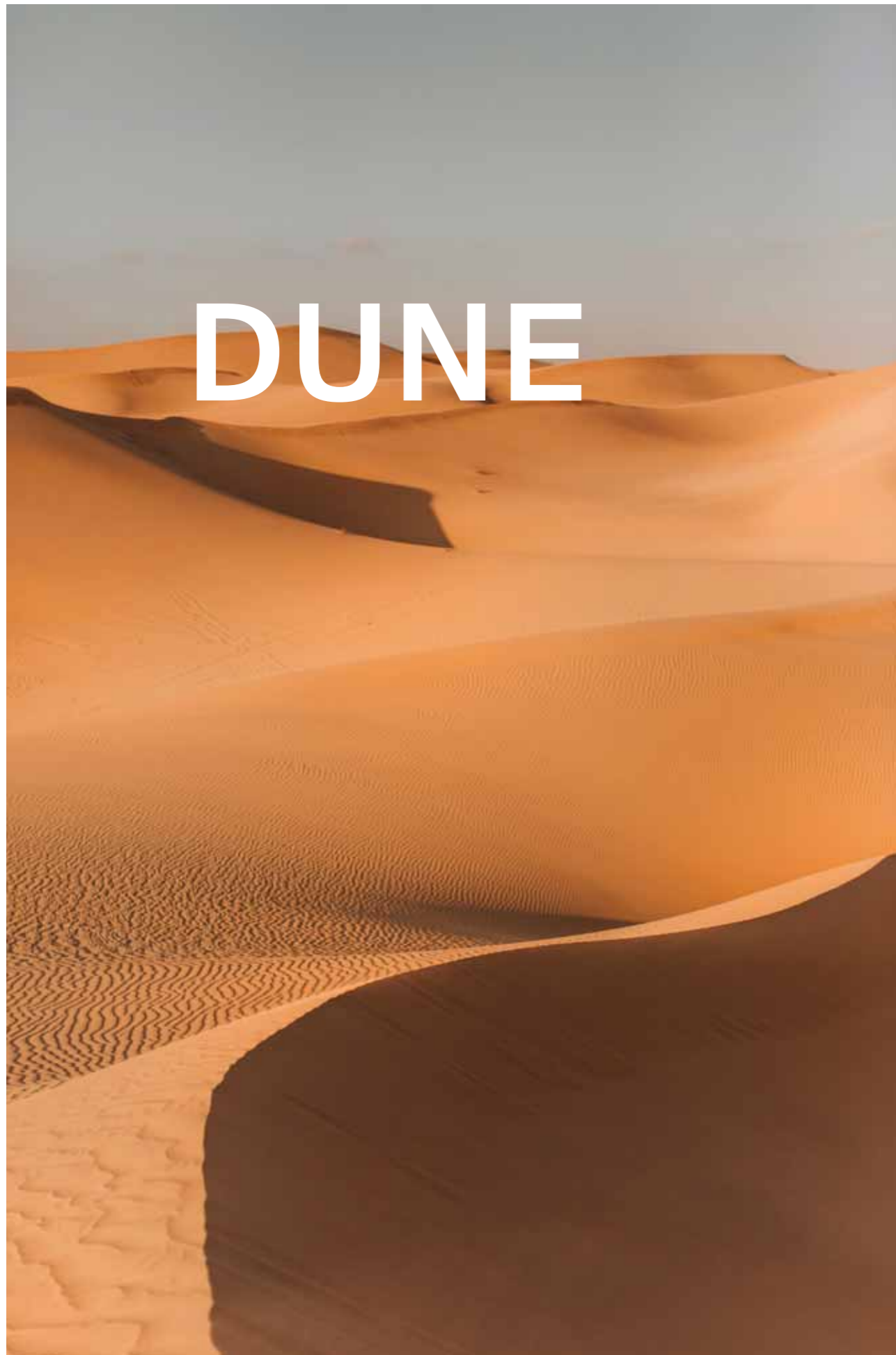
BGO
bronzo opaco | bronze matt

AO 5/PF
Maniglia su rosetta con bocchetta.
Door lever handle on rose with escutcheon.



AO 15
Maniglia per finestra D.K.
Window handle D.K.





“La creatività è andare oltre il pensiero.”

“Creativity is going beyond thinking.”

Maurizio Tarantino

Dune[®]

Maurizio Giordano + Roberto Grossi

Dune è una maniglia dalla forma netta e decisa, caratterizzata da linee pure e accurate che la rendono particolarmente elegante.

Dune is a handle with a clean and decisive shape, characterized by pure and accurate lines that make it particularly elegant.



Dune®



CRO
cromo | chrome plated



CSA
cromo satinato | satin chrome



NIS
nickel satinato | satin nickel



OTL
ottone lucido | polished brass

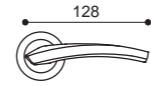
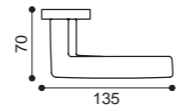


OSA
ottone satinato | satin brass

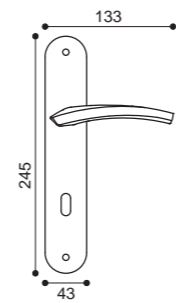


BGO
bronzo opaco | bronze matt

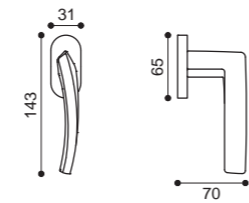
DU 5/A
Maniglia su rosetta
con bocchetta.
Door lever handle on rose
with escutcheon.



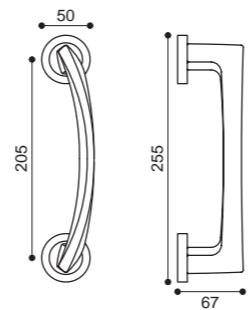
DU 1
Maniglia su placca.
Door lever handle on backplate.



DU 15
Maniglia per finestra D.K.
Window handle D.K.



DU 20
Maniglione.
Pull handle.



MATERIALE | OTTONE FORGIATO
MATERIAL | FORGED BRASS



Nautilus®

Mauro Artusio



Maniglia dal design eclettico ed elegante, dall'impugnatura versatile e circolare. Particolarmente indicata ad ambienti di prestigio.

Handle with an eclectic and elegant design, with a versatile and circular grip. Particularly suitable for prestigious environments.



CRO
cromo | chrome plated



NIS / NIK
nickel satinato / nickel |
satin nickel / nickel



OTL
ottone lucido |
polished brass



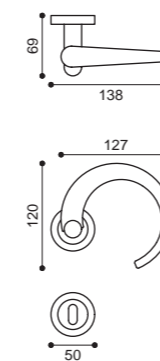
CSA / CRO
cromo satinato / cromo |
chrome plated / satin chrome



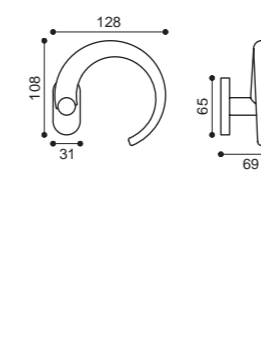
COT
cromo / ottone lucido |
chrome plated / polished brass



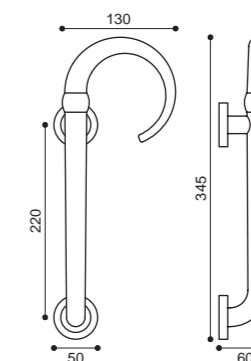
OSA / OTL
ottone satinato / ottone lucido |
satin brass / polished brass



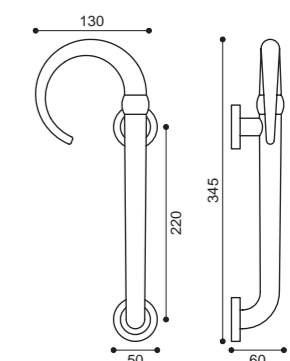
NA 5/A
Maniglia su rosetta con bocchetta. Door lever handle on rose with escutcheon.



NA 15
Maniglia per finestra D.K. Window handle D.K.



NA 20 R
Maniglione destro. Pull handle right hand.



NA 20 L
Maniglione sinistro. Pull handle left hand.

NA 21
Coppia Maniglioni. Pull handle back to back.

MATERIALE | OTTONE
MATERIAL | BRASS

BLADE

“Ciò che è creativo deve creare se stesso.”

“That which is creative must create itself.”

John Keats



Blade®

Maurizio Giordano + Roberto Grossi

La maniglia Blade esprime
la sintesi del contemporaneo.
Un segno primario ed elegante
per interni moderni
dal carattere netto.

The Blade handle expresses
the synthesis of the contemporary.
A primary and elegant design
for modern interiors with a clear
character.



Blade®



CRO
cromo | chrome plated



CSA
cromo satinato | satin chrome



NIS
nickel satinato | satin nickel



OTL
ottone lucido | polished brass

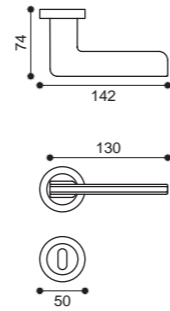


OSA
ottone satinato | satin brass

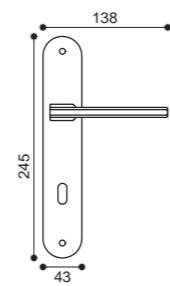


BGO
bronzo opaco | bronze matt

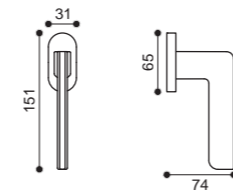
BD 5/A
Maniglia su rosetta
con bocchetta
Door lever handle on rose
with escutcheon.



BD 1
Maniglia su placca.
Door lever handle on backplate.



BD 15
Maniglia per finestra D.K.
Window handle D.K.



MATERIALE | OTTONE FORGIATO
MATERIAL | FORGED BRASS



Giava[®]

Maurizio Giordano + Roberto Grossi



Appartiene alla linea di maniglie in ottone. È stata progettata per valorizzare ogni ambiente, con un tocco di design raffinato ed elegante. La sua forma fluida crea un morbido gioco chiaroscurale.

It belongs to the brass handle line. It was designed to enhance any environment, with a touch of refined and elegant design. Its fluid shape creates a soft chiaroscuro effect.



CRO
cromo | chrome plated



CSA
cromo satinato | satin chrome



NIS
nickel satinato | satin nickel



OTL
ottone lucido | polished brass

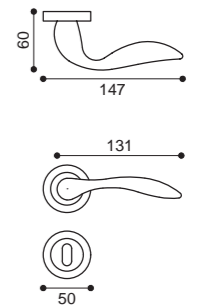


OSA
ottone satinato | satin brass

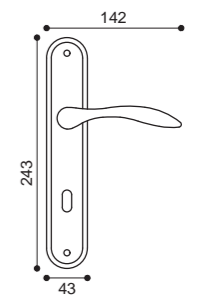


BGO
bronzo opaco | bronze matt

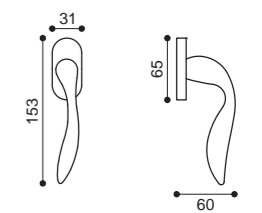
GI 5/A
Maniglia su rosetta con bocchetta.
Door lever handle on rose with escutcheon.



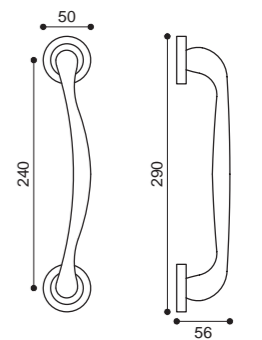
GI 1
Maniglia su placca.
Door lever handle on backplate.



GI 15
Maniglia per finestra D.K.
Window handle D.K.



GI 20
Maniglione.
Pull handle.



MATERIALE | OTTONE FORGIATO
MATERIAL | FORGED BRASS



Maniglia dal segno forte e caratterizzante. La sua particolare forma dinamica la rende unica.

Handle with a strong and distinctive design. Its unique, dynamic shape makes it stand out.



CRO
cromo | chrome plated



CSA
cromo satinato | satin chrome



NIS
nickel satinato | satin nickel



OTL
ottone lucido | polished brass

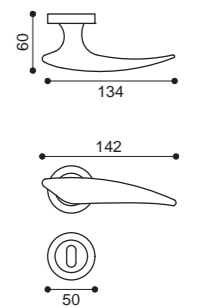


OSA
ottone satinato | satin brass

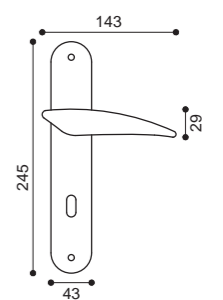


BGO
bronzo opaco | bronze matt

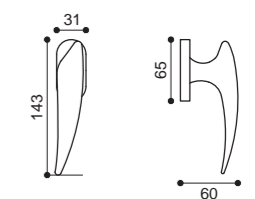
EL 5/A
Maniglia su rosetta con bocchetta.
Door lever handle on rose with escutcheon.



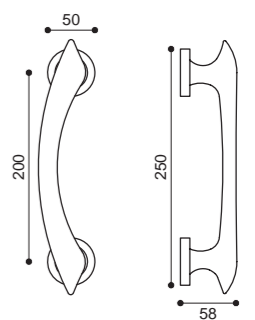
EL 1
Maniglia su placca.
Door lever handle on backplate.



EL 15
Maniglia per finestra D.K.
Window handle D.K.



EL 20
Maniglione.
Pull handle.



Fly®

Davide Mercatali



Forma sinuosa e raffinata che nella parte centrale della maniglia si curva leggermente per offrire un'impugnatura favorevole.

Sinuous and refined shape that curves slightly in the central part of the handle to offer a comfortable grip.



CRO
cromo | chrome plated



CSA
cromo satinato | satin chrome



NIS
nickel satinato | satin nickel



OTL
ottone lucido | polished brass

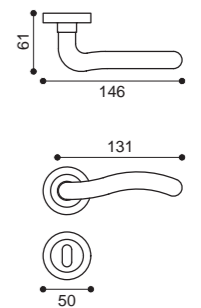


OSA
ottone satinato | satin brass

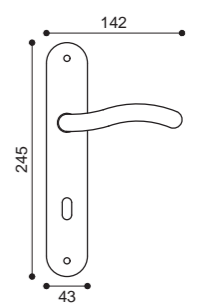


BGO
bronzo opaco | bronze matt

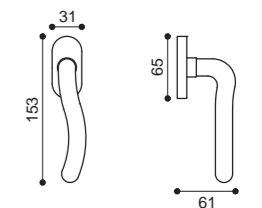
FL 5/A
Maniglia su rosetta con bocchetta.
Door lever handle on rose with escutcheon.



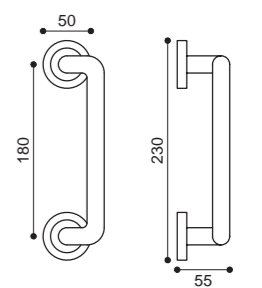
FL 1
Maniglia su placca.
Door lever handle on backplate.




FL 15
Maniglia per finestra D.K.
Window handle D.K.



FL 20
Maniglione.
Pull handle.



MATERIALE | OTTONE FORGIATO
MATERIAL | FORGED BRASS



RATIO

“Un’intuizione è la creatività che cerca di dirti qualcosa.”

“A hunch is creativity trying to tell you something.”

Frank Capra

Ratio®

Mario Mazzer + Giovanni Crosera

Maniglia che si ispira al Razionalismo architettonico italiano. La sua forma è piatta davanti e convessa posteriormente mentre le due estremità a semicerchio riprendono le curve della rosetta tonda.

Handle inspired by Italian architectural Rationalism. Its shape is flat in the front and convex at the back, while the two semi-circular ends mirror the curves of the round rose.

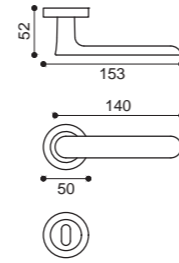


Ratio®



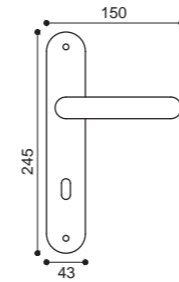
CRO
cromo | chrome plated

RT 5/A
Maniglia su rosetta con bocchetta.
Door lever handle on rose with escutcheon.



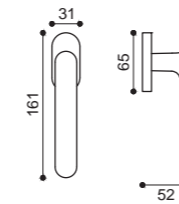
CSA
cromo satinato | satin chrome

RT 1
Maniglia su placca.
Door lever handle on backplate.



NIS
nickel satinato | satin nickel

RT 15
Maniglia per finestra D.K.
Window handle D.K.



OTL
ottone lucido | polished brass



OSA
ottone satinato | satin brass



BGO
bronzo opaco | bronze matt

MATERIALE | OTTONE FORGIATO
MATERIAL | FORGED BRASS



Dalì®

Titi Cusatelli



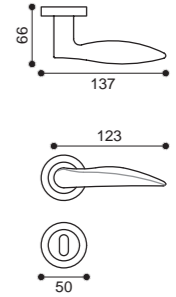
Maniglia dal design apprezzato in tutto il mondo, tanto da arrivare ad arredare il Burj Khalifa di Dubai. Ha una linea sinuosa, caratterizzata da curve e ondulazioni.

Handle with a design appreciated all over the world, so much so as to furnish the Burj Khalifa in Dubai. It has a sinuous line, characterized by curves and undulations.



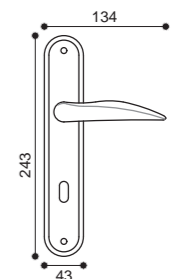
CRO
cromo | chrome plated

DA 5/A
Maniglia su rosetta con bocchetta.
Door lever handle on rose with escutcheon.



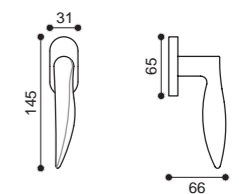
CSA
cromo satinato | satin chrome

DA 1
Maniglia su placca.
Door lever handle on backplate.



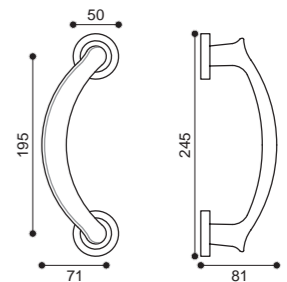
CSA / CRO
cromo satinato / cromo | satin chrome / chrome plated

DA 15
Maniglia per finestra D.K.
Window handle D.K.



NIS / NIK
nickel satinato / nickel | satin nickel / nickel

DA 20
Maniglione.
Pull handle.



OTL
ottone lucido | polished brass



OSA / OTL
ottone satinato / ottone lucido | satin brass / polished brass

MATERIALE | OTTONE FORGIATO
MATERIAL | FORGED BRASS

Atena[®]

Maurizio Giordano + Roberto Grossi



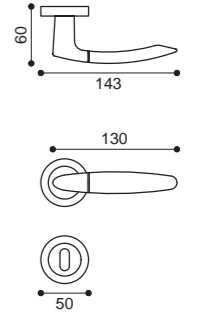
La maniglia Atena, presente anche al Burj Khalifa di Dubai, ha il prestigioso aspetto dell'elemento più essenziale per distinguersi al primo impatto dell'accoglienza.

The Atena handle, also present at the Burj Khalifa in Dubai, has the prestigious aspect of the most essential element to stand out at the first impact of the welcome.



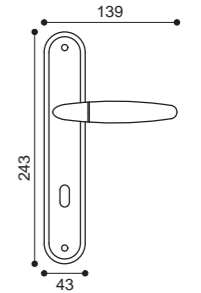
CRO
cromo | chrome plated

AT 5/A
Maniglia su rosetta con bocchetta.
Door lever handle on rose with escutcheon.



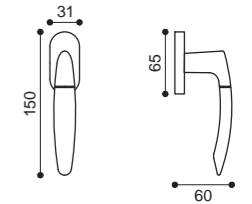
CSA
cromo satinato | satin chrome

AT 1
Maniglia su placca.
Door lever handle on backplate.



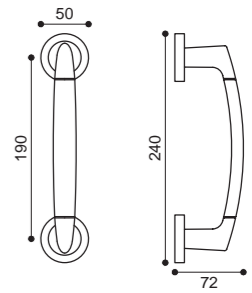
CSA / CRO
cromo satinato / cromo | satin chrome / chrome plated

AT 15
Maniglia per finestra D.K.
Window handle D.K.



NIS / NIK
nickel satinato / nickel | satin nickel / nickel

AT 20
Maniglione.
Pull handle.



OTL
ottone lucido | polished brass



OSA / OTL
ottone satinato / ottone lucido | satin brass / polished brass

MATERIALE | OTTONE FORGIATO
MATERIAL | FORGED BRASS

Nirvana®

Davide Mercatali



Maniglia dal design accattivante, si adatta ad un arredamento moderno. Ha le estremità curve; l'impugnatura permette la perfetta apertura e chiusura della porta.

Handle with an attractive design, suitable for modern decor. It has curved ends with a grip that allows for perfect opening and closing of doors.



CRO
cromo | chrome plated



CSA
cromo satinato | satin chrome



NIS
nickel satinato | satin nickel



OTL
ottone lucido | polished brass

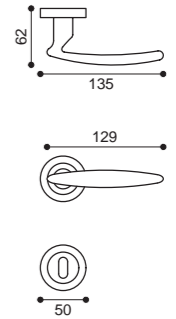


OSA
ottone satinato | satin brass

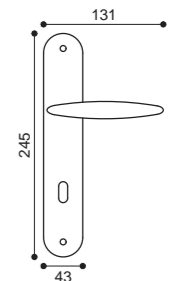


BGO
bronzo opaco | bronze matt

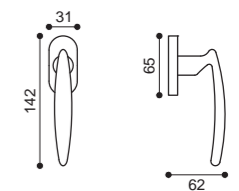
NI 5/A
Maniglia su rosetta con bocchetta.
Door lever handle on rose with escutcheon.



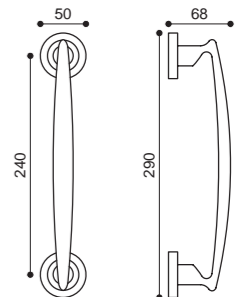
NI 1
Maniglia su placca.
Door lever handle on backplate.



NI 15
Maniglia per finestra D.K.
Window handle D.K.



NI 20
Maniglione.
Pull handle.



MATERIALE | OTTONE FORGIATO
MATERIAL | FORGED BRASS

Salina®

Maurizio Giordano + Roberto Grossi



Raffinata armonia è la caratteristica di questa maniglia dall'andamento sinuoso che si adatta al palmo della mano durante l'uso.

Refined harmony is the characteristic of this handle with a sinuous shape that adapts to the palm of the hand during use.



CRO
cromo | chrome plated



CSA
cromo satinato | satin chrome



CSA / CRO
cromo satinato / cromo | satin chrome / chrome plated



NIS / NIK
nickel satinato / nickel | satin nickel / nickel

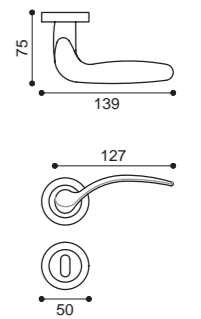


OTL
ottone lucido | polished brass

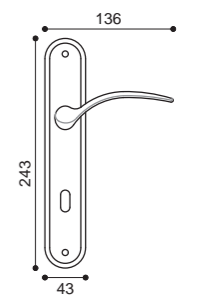


OSA / OTL
ottone satinato / ottone lucido | satin brass / polished brass

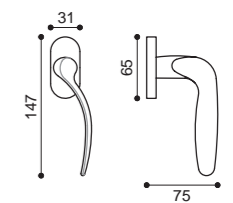
SA 5/A
Maniglia su rosetta con bocchetta.
Door lever handle on rose with escutcheon.



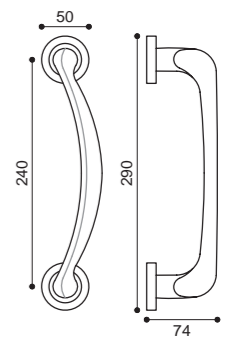
SA 1
Maniglia su placca.
Door lever handle on backplate.



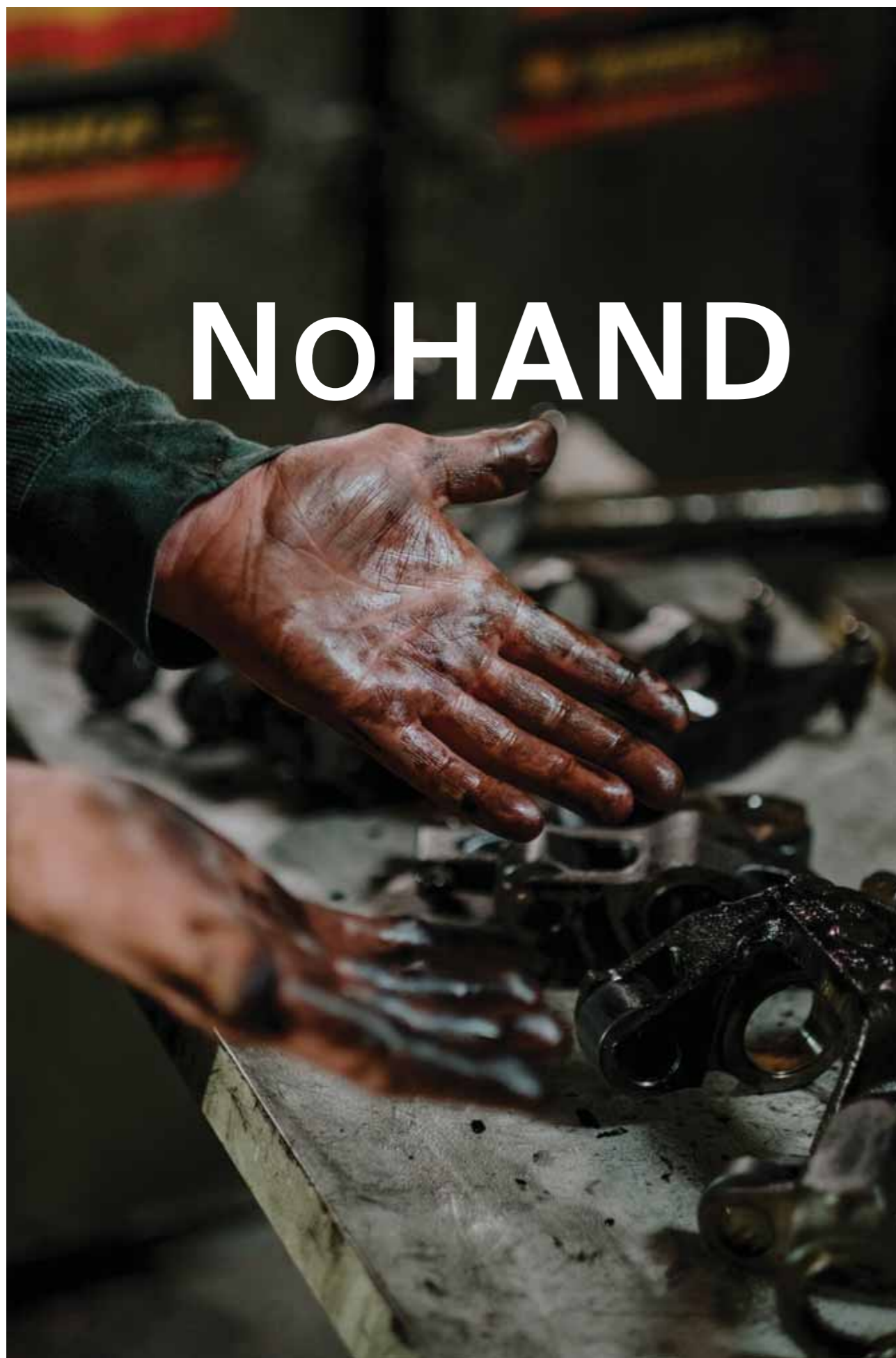
SA 15
Maniglia per finestra D.K.
Window handle D.K.



SA 20
Maniglione.
Pull handle.



MATERIALE | OTTONE FORGIATO
MATERIAL | FORGED BRASS



**“L’intelligenza è la capacità di adattarsi
al cambiamento.”**

“Intelligence is the ability to adapt to change.”

Stephen Hawking

NoHand®

Mario Mazzer + Giovanni Crosera



2021 | Chicago Atheneum
Good Design Award



2020 | FX International
Interior Design Award




2020 | ADI
Compasso d'Oro Award



2020 | IF
Design Award

Rivoluzionaria, e oggi sempre più indispensabile, questa maniglia è particolarmente indicata per luoghi pubblici. Nohand permette l'apertura e la chiusura utilizzando gomito e avambraccio, così da evitare il contatto con le mani a protezione da eventuali virus e batteri. NoHand è pratica anche nella vita quotidiana quando si hanno le mani impegnate o sporche

Revolutionary and now increasingly essential, this handle is particularly suitable for public places. NoHand allows for opening and closing using the elbow and forearm, thus avoiding contact with hands to protect against potential viruses and bacteria. NoHand is also practical in everyday life when hands are busy or dirty.





NoHand®



BIA
bianco | white



SSS
acciaio inox satinato | satin stainless steel



NER
nero | black



RAL
rame lucido | bright copper



BIA
bianco | white



SSS
acciaio inox satinato | stainless steel satin

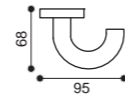
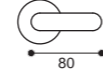
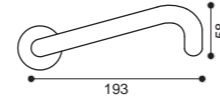
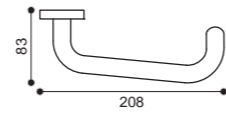
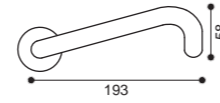
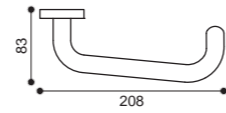


NER
nero | black




RAL
rame lucido | bright copper

NH 5
Maniglia su rosetta 10 mm con bocchetta.
Sottorosea in metallo.
Door lever handle on 10 mm rose with escutcheon.
Metal inner rose.



NH 5/WC
Maniglia su rosetta con nottolino WC.
Door lever handle on rose with WC latch.

ACCIAIO INOX | STAINLESS STEEL
RAME SU RICHIESTA | COPPER UPON REQUEST



Evia®

Pedrizzetti & Associati



Evia è una maniglia dalla forma flessuosa, sobria ma seducente. Il suo aspetto è risolutamente elegante. Un evergreen intramontabile.

Evia is a handle with a flexible, sober yet seductive shape. Its appearance is resolutely elegant. It is a timeless evergreen.



CRO
cromo | chrome plated



CSA
cromo satinato | satin chrome



NIS
nickel satinato | satin nickel



OTL
ottone lucido | polished brass

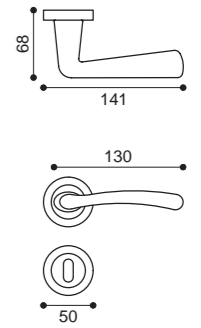


OSA
ottone satinato | satin brass

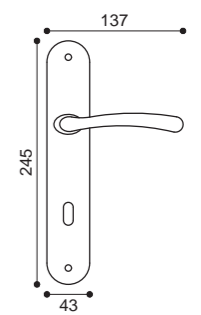


BGO
bronzo opaco | bronze matt

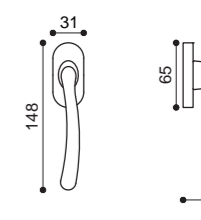
EV 5/A
Maniglia su rosetta con bocchetta.
Door lever handle on rose with escutcheon.



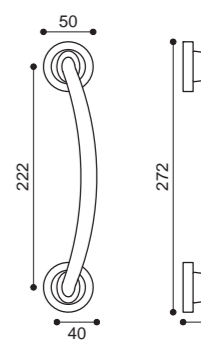
EV 1
Maniglia su placca.
Door lever handle on backplate.



EV 15
Maniglia per finestra D.K.
Window handle D.K.



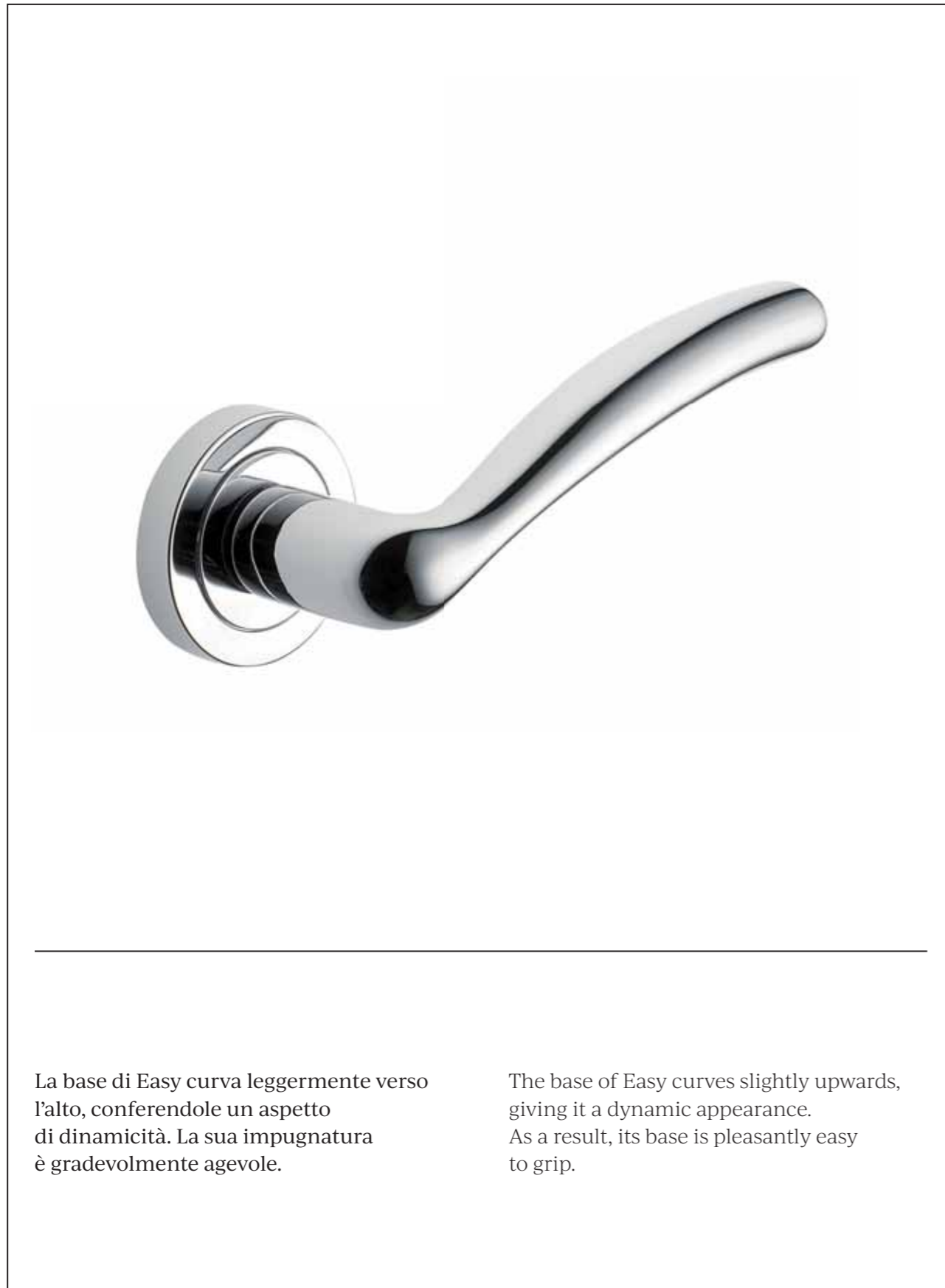
EV 20
Maniglione.
Pull handle.



MATERIALE | OTTONE FORGIATO
MATERIAL | FORGED BRASS

Easy[®]

Pedrizzetti & Associati



La base di Easy curva leggermente verso l'alto, conferendole un aspetto di dinamicità. La sua impugnatura è gradevolmente agevole.

The base of Easy curves slightly upwards, giving it a dynamic appearance. As a result, its base is pleasantly easy to grip.



CRO
cromo | chrome plated



CSA
cromo satinato | satin chrome



NIS
nickel satinato | satin nickel



NIN
nickel nero / nickel | black chrome



OTL
ottone lucido | polished brass

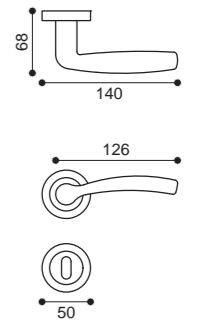


OSA
ottone satinato | satin brass

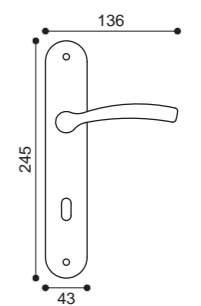


BGO
bronzo opaco | bronze matt

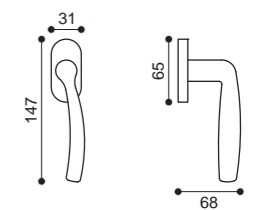
EA 5/A
Maniglia su rosetta con bocchetta.
Door lever handle on rose with escutcheon.



EA 1
Maniglia su placca.
Door lever handle on backplate.



EA 15
Maniglia per finestra D.K.
Window handle D.K.



MATERIALE | OTTONE FORGIATO
MATERIAL | FORGED BRASS

Le Mans

Dorina Camusso



Le Mans ha un tratto moderno e al contempo elegante. L'equilibrio è creato grazie ad uno studio accurato delle curve. La sua impugnatura ergonomica permette una presa facile e sicura.

Le Mans has a modern yet elegant trait. The balance is created thanks to an accurate study of the curves. Its ergonomic handle allows for an easy and safe grip.



CRO
cromo | chrome plated



CSA
cromo satinato | satin chrome



NIS
nickel satinato | satin nickel



NIN
nickel nero / nickel | black chrome



OTL
ottone lucido | polished brass

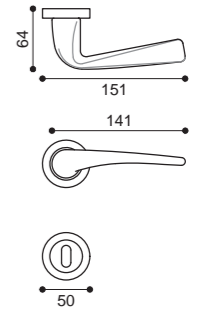


OSA
ottone satinato | satin brass

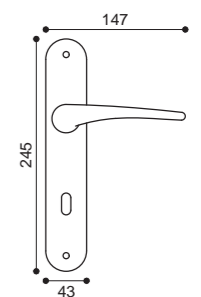


BGO
bronzo opaco | bronze matt

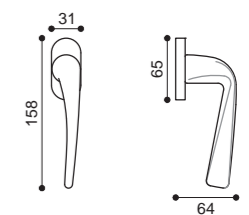
LM 5/A
Maniglia su rosetta con bocchetta.
Door lever handle on rose with escutcheon.



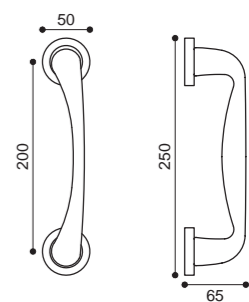
LM 1
Maniglia su placca.
Door lever handle on backplate.



LM 15
Maniglia per finestra D.K.
Window handle D.K.



LM 20
Maniglione.
Pull handle.



MATERIALE | OTTONE FORGIATO
MATERIAL | FORGED BRASS

Daytona®

Simon Quick



Maniglia snella con bordi arrotondati.
Ha un design contemporaneo e si presenta
con forme curve, minimali e lineari.

Slender handle with rounded edges.
It has a contemporary design and features
curved, minimal and linear shapes.



CRO
cromo | chrome plated



CSA
cromo satinato | satin chrome



NIS
nickel satinato | satin nickel



NIN
nickel nero / nickel | black chrome



OTL
ottone lucido | polished brass

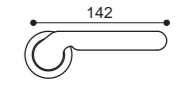
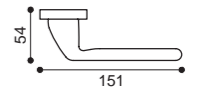


OSA
ottone satinato | satin brass

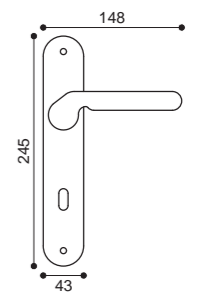


BGO
bronzo opaco | bronze matt

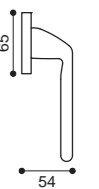
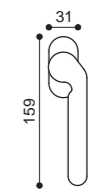
DY 5/A
Maniglia su rosetta
con bocchetta.
Door lever handle
on rose with escutcheon.



DY 1
Maniglia su placca.
Door lever handle on backplate.



DY 15
Maniglia per finestra D.K.
Window handle D.K.



DY 20
Maniglione.
Pull handle.



MATERIALE | OTTONE FORGIATO
MATERIAL | FORGED BRASS

AMLETO

“Il design può essere arte. Il design può essere estetica. Il design è così semplice, ed è per questo che è così complicato.”

“Design can be art. Design can be aesthetics. Design is so simple, that’s why it is so complicated.”

Paul Rand



Amleto®

Sottsass Associati

Maniglia dal design elegante e senza tempo. La sua forma sobria è un gioco di volumi geometrici primari caratterizzanti di Sottsass.

Handle with an elegant and timeless design. Its sober form is characterized by the use of primary geometric volumes that define Sottsass.

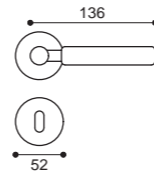
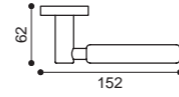


Amleto®



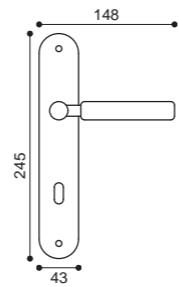
CRO
cromo | chrome plated

AM 5/B
Maniglia su rosetta con bocchetta.
Door lever handle on rose with escutcheon.



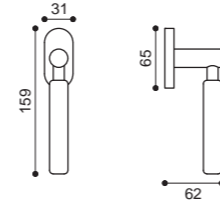
CSA
cromo satinato | satin chrome

AM 1
Maniglia su placca.
Door lever handle on backplate.



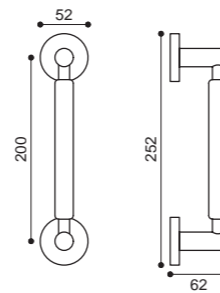
CSA / CRO
cromo satinato / cromo | satin chrome / chrome plated

AM 15
Maniglia per finestra D.K.
Window handle D.K.



NIS / NIK
nickel satinato / nickel | satin nickel / nickel

AM 20
Maniglione.
Pull handle.



OTL
ottone lucido | polished brass



OSA / OTL
ottone satinato / ottone lucido | satin brass / polished brass

MATERIALE | OTTONE
MATERIAL | BRASS



Petra®

Valentina Downey



Maniglia dal design prettamente ergonomico. Sobria e accattivante, con la bordatura levigata e l'estremità avvolgente.

Handle with a purely ergonomic design. Subtle and captivating, with a smooth edge and a tapered end.



CRO
cromo | chrome plated



CSA
cromo satinato | satin chrome



NIS
nickel satinato | satin nickel



OTL
ottone lucido | polished brass

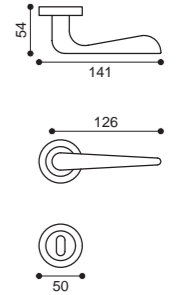


OSA
ottone satinato | satin brass

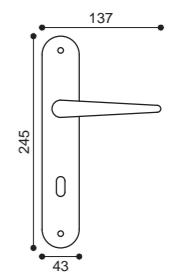


BGO
bronzo opaco | bronze matt

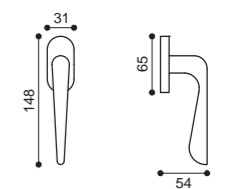
PE 5/A
Maniglia su rosetta con bocchetta.
Door lever handle on rose with escutcheon.



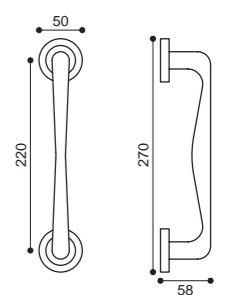
PE 1
Maniglia su placca.
Door lever handle on backplate.



PE 15
Maniglia per finestra D.K.
Window handle D.K.



PE 20
Maniglione.
Pull handle.



MATERIALE | OTTONE FORGIATO
MATERIAL | FORGED BRASS

Stella

Studio Manital



È una maniglia dalla sezione ovale leggermente inclinata per favorirne l'impugnatura. Caratterizzata da un'estetica essenziale ed elegante risulta facile da inserire in qualsiasi ambiente.

It is a handle with a slightly inclined oval section to facilitate its grip. Characterized by an essential and elegant aesthetic, it is easy to fit into any environment.



CRO
cromo | chrome plated



CSA
cromo satinato | satin chrome



NIS
nickel satinato | satin nickel



OTL
ottone lucido | polished brass

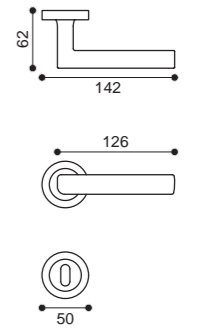


OSA
ottone satinato | satin brass

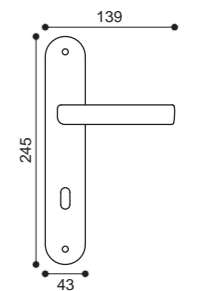


BGO
bronzo opaco | bronze matt

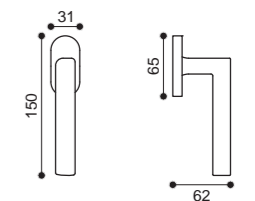
SL 5/A
Maniglia su rosetta con bocchetta.
Door lever handle on rose with escutcheon.



SL 1
Maniglia su placca.
Door lever handle on backplate.



SL 15
Maniglia per finestra D.K.
Window handle D.K.



MATERIALE | OTTONE FORGIATO
MATERIAL | FORGED BRASS

Veronica

Studio Manital



Veronica è ispirata dal movimento Art Déco e al suo design grafico. Una serie di gradini sulla leva della maniglia dalla forma rettangolare creano un interessante gioco chiaroscurale.

Veronica is inspired by the Art Deco movement and its graphic design. A series of steps on the lever, which has a rectangular shape, create an interesting chiaroscuro effect.



CRO
cromo | chrome plated



CSA / CRO
cromo satinato / cromo | satin chrome / chrome plated



NIS / NIK
nickel satinato / nickel | satin nickel / nickel

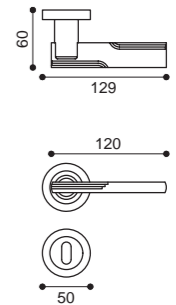


OTL
ottone lucido | polished brass

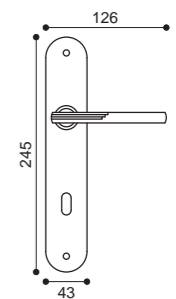


COT
cromo - ottone lucido | chrome plated - polished brass

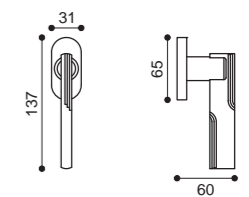
VE 5/A
Maniglia su rosetta con bocchetta.
Door lever handle on rose with escutcheon.



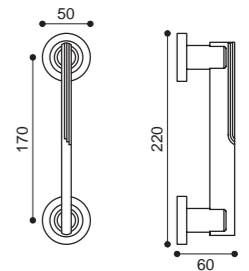
VE 1
Maniglia su placca.
Door lever handle on backplate.



VE 15
Maniglia per finestra D.K.
Window handle D.K.



VE 21
Maniglione.
Pull handle.



MATERIALE | OTTONE
MATERIAL | BRASS

Calla

Studio Manital



Maniglia cilindrica, sobria e liscia, a forma di T. Inserita nella rosetta tonda attrae per il suo design seducente delle due forme geometriche che si congiungono.

A cylindrical, sober and smooth T-shaped handle. When inserted into the round rose, it is attractive for its seductive design, when the two geometric shapes meet.



CRO
cromo | chrome plated



CSA
cromo satinato | satin chrome



NIS
nickel satinato | satin nickel



NIS / NIK
nickel satinato / nickel | satin nickel / nickel

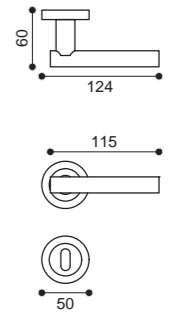


OTL
ottone lucido | polished brass

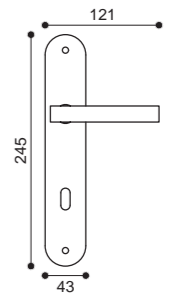


COT
cromo / ottone lucido | chrome plated / polished brass

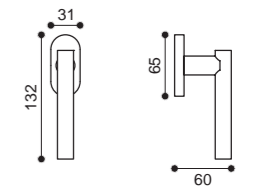
CA 5/A
Maniglia su rosetta con bocchetta.
Door lever handle on rose with escutcheon.



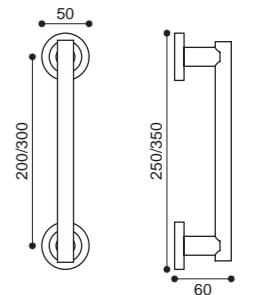
CA 1
Maniglia su placca.
Door lever handle on backplate.



CA 15
Maniglia per finestra D.K.
Window handle D.K.



CA 20
Maniglione.
Pull handle.



MATERIALE | OTTONE
MATERIAL | BRASS

YORK

“Riconoscere il bisogno è la condizione primaria del design.”

“Recognizing the need is the primary condition for design.”

Charles Eames



York

Studio Manital

La maniglia York rievoca lo stile neoclassico, le linee rigorose e razionali della forma ottagonale caratterizzano maniglia e rosetta.

The York handle evokes the neoclassical style, the rigorous and rational lines of the octagonal shape characterize both the handle and the rose.



York



CRO
cromo | chrome plated



CSA
cromo satinato | satin chrome



NIS
nickel satinato | satin nickel



OTL
ottone lucido | polished brass

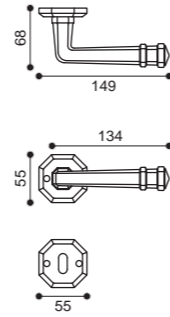


OSA
ottone satinato | satin brass

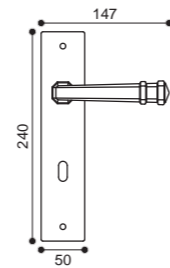


BGO
bronzo opaco | bronze matt

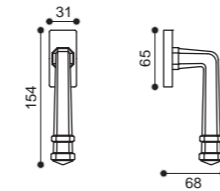
YK 5
Maniglia su rosetta con bocchetta.
Door lever handle on rose with escutcheon.



YK 1/M
Maniglia su placca.
Door lever handle on backplate.



YK 15/R
Maniglia per finestra D.K.
Window handle D.K.

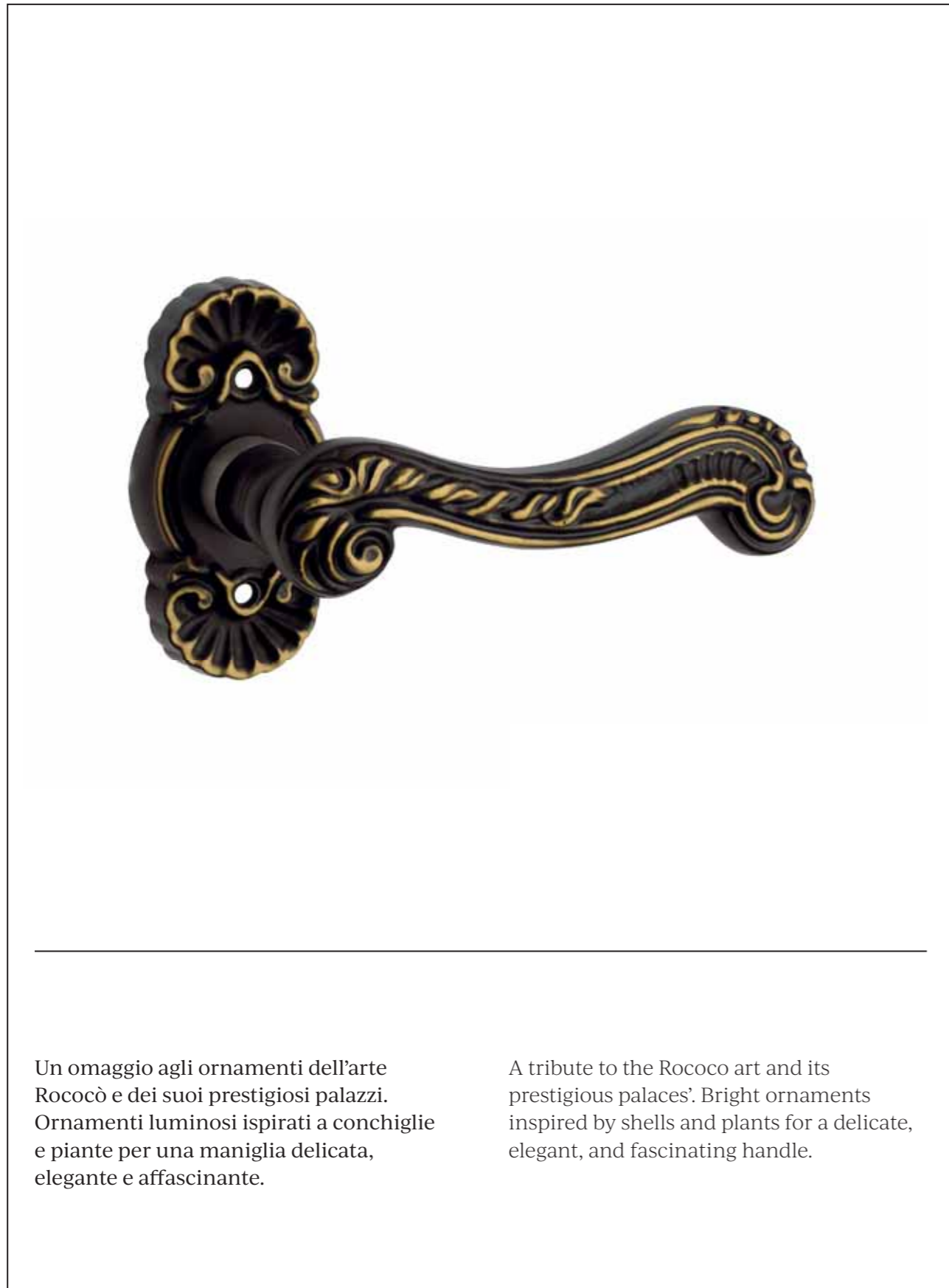


MATERIALE | OTTONE FORGIATO
MATERIAL | FORGED BRASS



Victoria

Studio Manital



Un omaggio agli ornamenti dell'arte Rococò e dei suoi prestigiosi palazzi. Ornamenti luminosi ispirati a conchiglie e piante per una maniglia delicata, elegante e affascinante.

A tribute to the Rococo art and its prestigious palaces'. Bright ornaments inspired by shells and plants for a delicate, elegant, and fascinating handle.



CRO
cromo |
chrome plated



CSA
cromo satinato |
satin chrome



OTL
ottone lucido |
polished brass



OFR
oro francese |
french gold

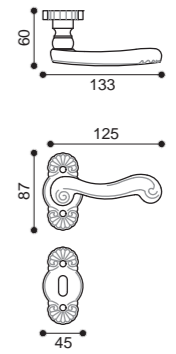


BGO
bronzo opaco |
bronze matt

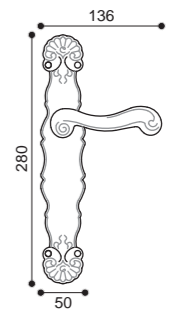


BNS
bronzo nero sfumato |
faded dark bronze

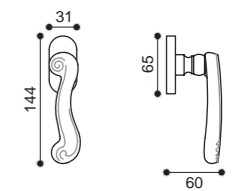
VC 5
Maniglia su rosetta
con bocchetta.
Door lever handle
on rose with escutcheon.



VC 1
Maniglia su placca.
Door lever handle on backplate.



VC 15
Maniglia per finestra D.K.
Window handle D.K.



Altre finiture disponibili
Other available finishes

- NIS**
nikel satinato
satin nickel
- OSA**
ottone satinato
satin brass
- OBR**
bronzato
satin bronze

MATERIALE | OTTONE FORGIATO
MATERIAL | FORGED BRASS

Plaza

Studio Manital



Maniglia che omaggia le forme sinuose della natura interpretate con creatività e sapere artigianale. Elegante e ben bilanciata per favorire la prensilità.

A handle that pays tribute to the sinuous forms of nature interpreted with creativity and craftsmanship. Elegant and well-balanced to favour grip.



CRO
cromo | chrome plated



CSA
cromo satinato | satin chrome



OTL
ottone lucido | polished brass



OBR
bronzato | satin bronze



BGO
bronzo opaco | bronze matt

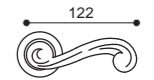
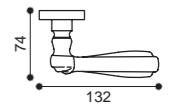


OBA
bronzo anticato | antique bronze

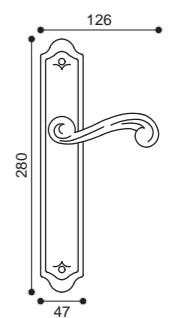


FEA
ferro anticato | antique iron

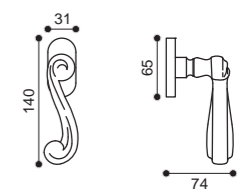
PL 5/A
Maniglia su rosetta con bocchetta.
Door lever handle on rose with escutcheon.



PL 1
Maniglia su placca.
Door lever handle on backplate.



PL 15
Maniglia per finestra D.K.
Window handle D.K.



MATERIALE | OTTONE FORGIATO
MATERIAL | FORGED BRASS

Barocco

Studio Manital



Barocco è una maniglia dalle linee curve e sinuose che riprende gli stilemi del movimento stilistico da cui trae il nome. La forma si ispira alla foglia di Alicanto.

Barocco is a handle with curved and sinuous lines that takes inspiration from the stylistic movement from which it derives its name. The shape is inspired by the Alicanto leaf.



CRO
cromo | chrome plated



CSA
cromo satinato | satin chrome



OTL
ottone lucido | polished brass



OBR
bronzato | satin bronze



BGO
bronzo opaco | bronze matt

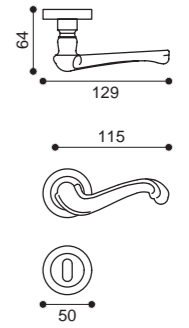


OBA
bronzo anticato | antique bronze

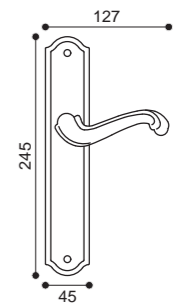


FEA
ferro anticato | antique iron

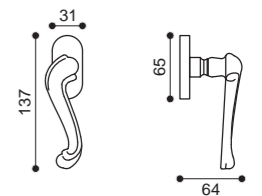
BA 5/A
Maniglia su rosetta con bocchetta.
Door lever handle on rose with escutcheon.



BA 1
Maniglia su placca.
Door lever handle on backplate.



BA 15
Maniglia per finestra D.K.
Window handle D.K.



MATERIALE | OTTONE FORGIATO
MATERIAL | FORGED BRASS

Mary

Studio Manital



Maniglia che guarda alla storia e interpreta la tradizione con cura artigianale e dettagli di pregio. La sua forma delicata e aggraziata la rende piacevole anche in ambienti contemporanei.

A handle that looks back through history and interprets tradition with artisanal care and valuable details. Its delicate and graceful shape makes it pleasant even in contemporary environments.



CSA / CRO
cromo satinato / cromo | satin chrome / chrome plated



OTL
ottone lucido | polished brass



OSA / OTL
ottone satinato / ottone lucido | satin brass / polished brass



NIS / NIK
nickel satinato / nickel | satin nickel / nickel



OBR
bronzato | satin bronze



BGO
bronzo opaco | bronze matt

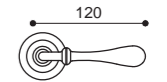
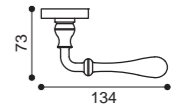


OBA
bronzo anticato | antique bronze

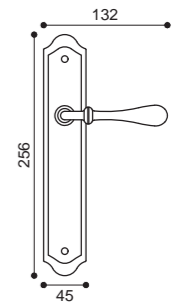


FEA
ferro anticato | antique iron

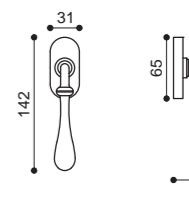
MR 5/D
Maniglia su rosetta con bocchetta.
Door lever handle on rose with escutcheon.



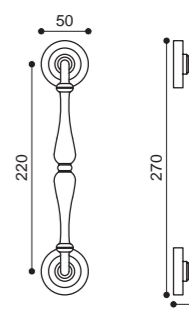
MR 1
Maniglia su placca.
Door lever handle on backplate.



MR 15
Maniglia per finestra D.K.
Window handle D.K.



MR 20
Maniglione.
Pull handle.



MATERIALE | OTTONE
MATERIAL | BRASS

Valencia

Studio Manital



Valencia è una maniglia con struttura in ottone ed impugnatura in porcellana che si caratterizza per il suo stile retrò che, a seconda della finitura scelta, può essere inserita in ambienti country, romantici o anche in abitazioni di charme.

Valencia is a handle with a brass structure and a porcelain grip that stands out for its retro style which, depending on the chosen finish, can be inserted in country or romantic environments or even in charming homes.



OTL / DEC
ottone lucido / decorata | polished brass / decorated



OTL / BIA
ottone lucido / bianca | polished brass / white



OBR / ANT
bronzato / anticata | satin bronze / crackled



OBR / CHA
bronzato / champagne | satin bronze / champagne

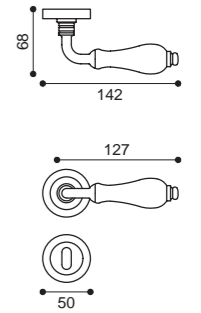


OBA / DEC
bronzo anticato / decorata | antique bronze / decorated

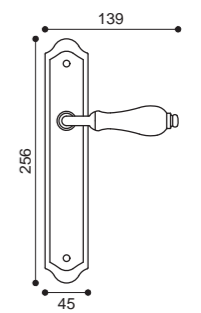


OBA / BIA
bronzo anticato / bianca | antique bronze / white

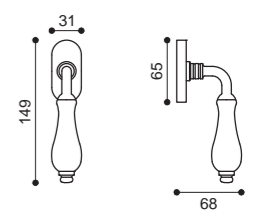
VA 5/D
Maniglia su rosetta con bocchetta.
Door lever handle on rose with escutcheon.



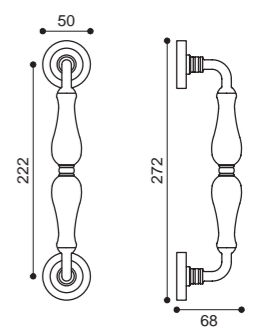
VA 1
Maniglia su placca.
Door lever handle on backplate.



VA 15
Maniglia per finestra D.K.
Window handle D.K.



VA 20
Maniglione.
Pull handle.



MATERIALE | OTTONE
MATERIAL | BRASS

Idro

Studio Manital



È una maniglia a sezione circolare, dal design particolarmente attuale ed elegante. La sua forma discreta la rende adatta a tutti gli ambienti.

It is a handle with a circular section, featuring a particularly modern and elegant design. Its subtle shape makes it suitable for any type of environment.



CRO
cromo | chrome plated



CSA
cromo satinato | satin chrome



NIS
nickel satinato | satin nickel



OTL
ottone lucido | polished brass

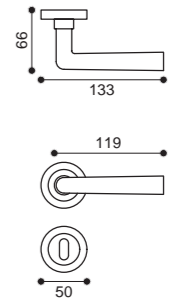


OSA
ottone satinato | satin brass

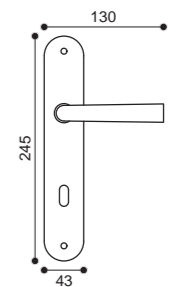


BGO
bronzo opaco | bronze matt

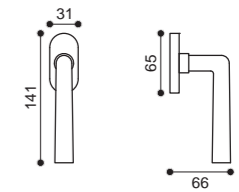
ID 5/A
Maniglia su rosetta con bocchetta.
Door lever handle on rose with escutcheon.



ID 1
Maniglia su placca.
Door lever handle on backplate.



ID 15
Maniglia per finestra D.K.
Window handle D.K.



MATERIALE | OTTONE FORGIATO
MATERIAL | FORGED BRASS

Erica

Studio Manital



Dal design morbido e accattivante, questa maniglia marca la sua sobria personalità. L'estremità arrotondata favorisce un'impugnatura comoda.

With its soft and captivating design, this handle showcases its sober personality. The rounded end provides a comfortable grip.



CRO
cromo | chrome plated



CSA
cromo satinato | satin chrome



NIS
nickel satinato | satin nickel



OTL
ottone lucido | polished brass

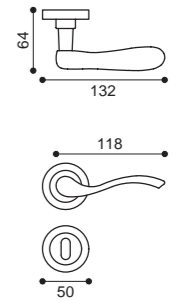


OSA
ottone satinato | satin brass

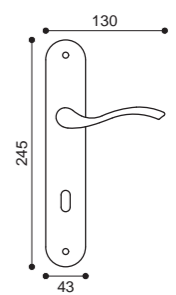


BGO
bronzo opaco | bronze matt

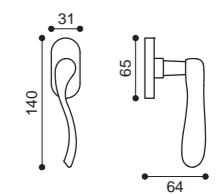
ER 5/A
Maniglia su rosetta con bocchetta.
Door lever handle on rose with escutcheon.



ER 1
Maniglia su placca.
Door lever handle on backplate.



ER 15
Maniglia per finestra D.K.
Window handle D.K.



MATERIALE | OTTONE FORGIATO
MATERIAL | FORGED BRASS

Artica



Maniglia in acciaio inox su rosetta quadrata dal design senza tempo. Un cilindro piegato a U verso la porta offre un'impugnatura comoda e la rende particolarmente adatta agli ambienti pubblici grazie all'assenza di spigoli.

Stainless steel handle on a timeless square rose design. A U-shaped cylinder towards the door provides a comfortable grip and makes it particularly suitable for public environments thanks to the absence of edges.



SSB AC 5/USI Q
acciaio inox lucido | stainless steel bright



SSB AC 5/USI
acciaio inox lucido | stainless steel bright



SSB AC 5
acciaio inox lucido | stainless steel bright



SSS AC 5/USI Q
acciaio inox satinato | stainless steel satin

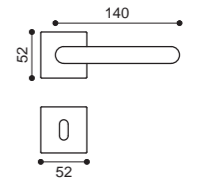
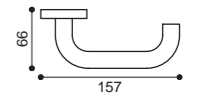


SSS AC 5/USI
acciaio inox satinato | stainless steel satin

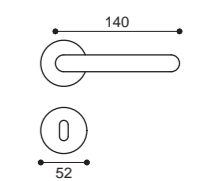
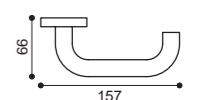


SSS AC 5
acciaio inox satinato | stainless steel satin

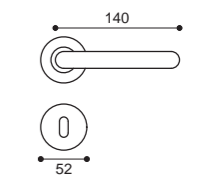
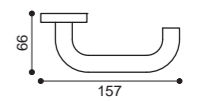
AC 5/USI Q
Maniglia su rosetta con bocchetta Ultra Slim. Door lever handle on rose with Ultra Slim escutcheon.



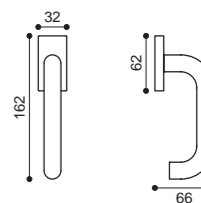
AC 5/USI
Maniglia su rosetta con bocchetta Ultra Slim. Door lever handle on rose with Ultra Slim escutcheon.



AC 5
Maniglia su rosetta con bocchetta. Door lever handle on rose with escutcheon.



AC 15/R
Maniglia per finestra D.K. Window handle D.K.



Altre finiture disponibili
Other available finishes



BIA
bianco
white



NER
nero
black

ACCIAIO INOX | STAINLESS STEEL
RAME SU RICHIESTA | COPPER UPON REQUEST

Polare



Maniglia in acciaio inox costituita dall'unione della forma quadrata della rosetta e il volume cilindrico della maniglia. Un segno semplice e di grande eleganza.

Stainless steel handle consisting of the combination of the square shape of the rose and the cylindrical volume of the handle. A simple and highly elegant design.



SSB PO 5/USI Q
acciaio inox lucido | stainless steel bright



SSB PO 5/USI
acciaio inox lucido | stainless steel bright



SSB PO 5
acciaio inox lucido | stainless steel bright



SSS PO 5/USI Q
acciaio inox satinato | stainless steel satin

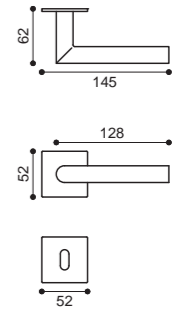


SSS PO 5/USI
acciaio inox satinato | stainless steel satin

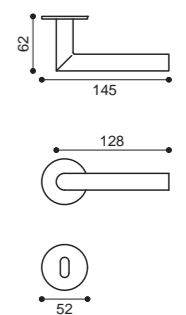


SSS PO 5
acciaio inox satinato | stainless steel satin

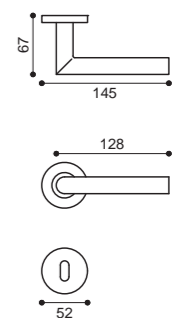
PO 5/USI Q
Maniglia su rosetta con bocchetta Ultra Slim. Door lever handle on Ultra Slim rose with escutcheon.



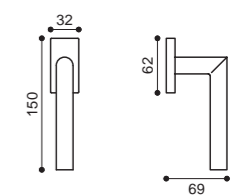
PO 5/USI
Maniglia su rosetta con bocchetta Ultra Slim. Door lever handle on Ultra Slim rose with escutcheon.



PO 5
Maniglia su rosetta con bocchetta. Door lever handle on rose with escutcheon.



PO 15/R
Maniglia per finestra D.K. Window handle D.K.



Altre finiture disponibili
Other available finishes

BIA
bianco
white

NER
nero
black

ACCIAIO INOX | STAINLESS STEEL
RAME SU RICHIESTA | COPPER UPON REQUEST

Polare Minimal



“Less is more”, è questo il principio che ha ispirato questa soluzione di rosetta contraddistinta dalle dimensioni estremamente ridotte, a filo con la maniglia e la porta. Caratteristica che valorizza il segno semplice e di grande eleganza della maniglia Polare in acciaio Inox.

“Less is more” - this is the principle that inspired this rose solution characterized by extremely reduced dimensions, flush with the handle and the door. This feature enhances the simple and elegantly designed Polare handle in stainless steel.



BIA
bianco | white



SSB
acciaio inox lucido | stainless steel bright

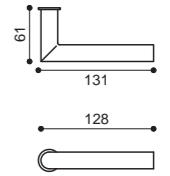


SSS
acciaio inox satinato | stainless steel satin

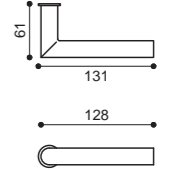


NER
nero | black

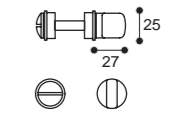
PO 5/MIN-P
Maniglia su rosetta con bocchetta Minimal. Door lever handle on Minimal rose with standard profile escutcheon.



PO 5/MIN-Y
Maniglia su rosetta con bocchetta yale Minimal. Door lever handle on Minimal rose with cylinder profile escutcheon.



MIN-W.C.
Nottolino W.C. su rosetta quadra Minimal. W.C. latch on square Minimal rose.



Iris

Studio Manital



Un cilindro piegato a U verso la porta rende facile l'impugnatura e la rende particolarmente adatta agli ambienti pubblici grazie all'assenza di spigoli.

A U-shaped cylinder that bends towards the door makes it easy to grip and makes it particularly suitable for public environments thanks to the absence of sharp edges.



CRO
cromo | chrome plated



CSA
cromo satinato | satin chrome



NIS
nickel satinato | satin nickel



OTL
ottone lucido | polished brass

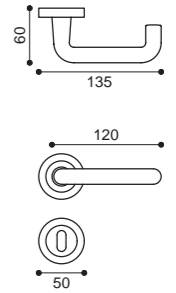


OSA
ottone satinato | satin brass

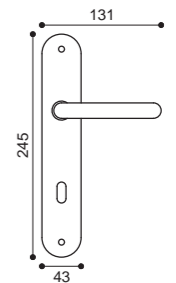


BGO
bronzo opaco | bronze matt

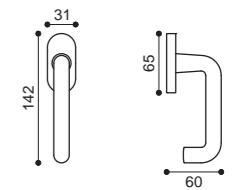
IR 5/A
Maniglia su rosetta con bocchetta.
Door lever handle on rose with escutcheon.



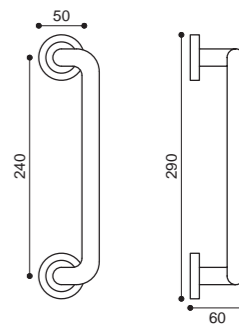
IR 1
Maniglia su placca.
Door lever handle on backplate.



IR 15
Maniglia per finestra D.K.
Window handle D.K.



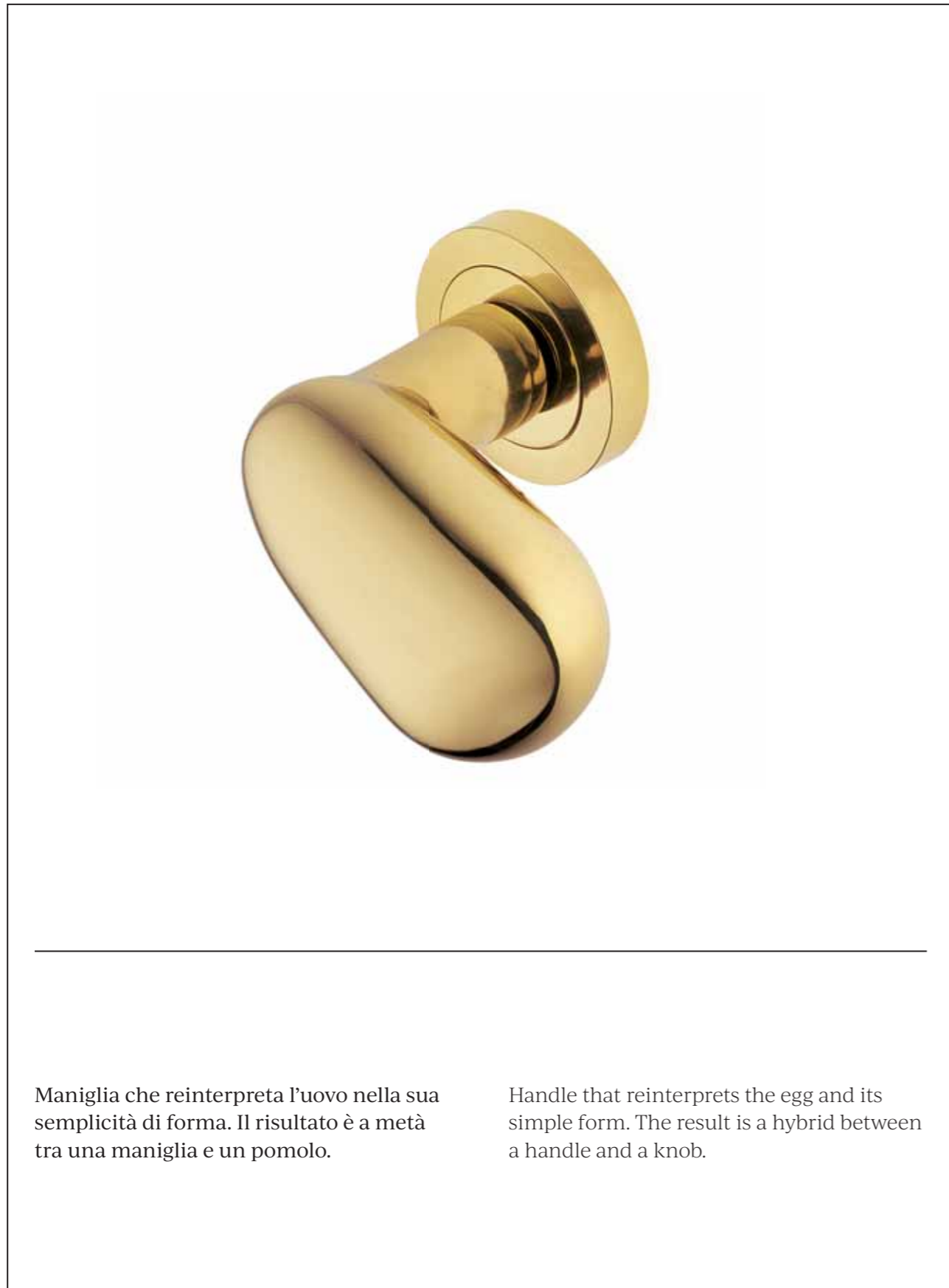
IR 20
Maniglione.
Pull handle.



MATERIALE | OTTONE FORGIATO
MATERIAL | FORGED BRASS

Uovo

Studio Manital



Maniglia che reinterpreta l'uovo nella sua semplicità di forma. Il risultato è a metà tra una maniglia e un pomolo.

Handle that reinterprets the egg and its simple form. The result is a hybrid between a handle and a knob.



CRO
cromo | chrome plated



CSA
cromo satinato | satin chrome



NIS
nickel satinato | satin nickel



OTL
ottone lucido | polished brass

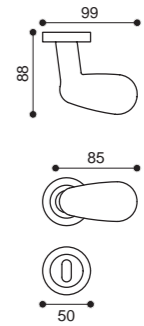


OSA
ottone satinato | satin brass

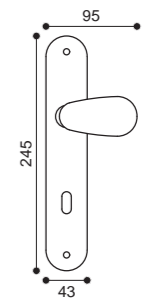


BGO
bronzo opaco | bronze matt

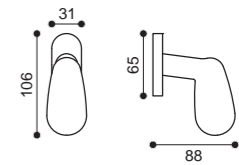
UO 5/A
Maniglia su rosetta con bocchetta.
Door lever handle on rose with escutcheon.



UO 1
Maniglia su placca.
Door lever handle on backplate.



UO 15
Maniglia per finestra D.K.
Window handle D.K.



MATERIALE | OTTONE FORGIATO
MATERIAL | FORGED BRASS

Tosca

Studio Manital



Maniglia dalla leva sagomata e curvata per offrire una presa facile e confortevole. Un'estetica con un tocco di memoria ma allo stesso tempo contemporanea.

A lever with a curved shape that offers an easy and comfortable grip. Aesthetically, it has a touch of memory but at the same time contemporary.



CRO
cromo | chrome plated



CSA
cromo satinato | satin chrome



NIS
nickel satinato | satin nickel



OTL
ottone lucido | polished brass

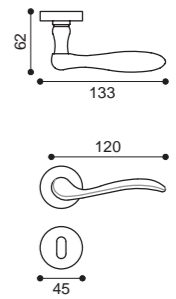


OSA
ottone satinato | satin brass

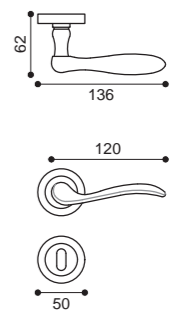


BGO
bronzo opaco | bronze matt

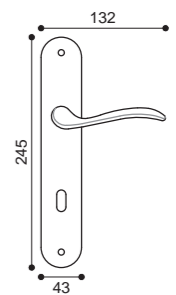
TS 5/E
Maniglia su rosetta con bocchetta.
Door lever handle on rose with escutcheon.



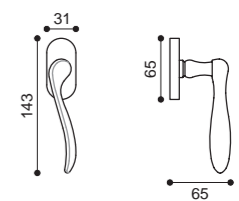
TS 5/A
Maniglia su rosetta con bocchetta.
Door lever handle on rose with escutcheon.



TS 1
Maniglia su placca.
Door lever handle on backplate.



TS 15
Maniglia per finestra D.K.
Window handle D.K.



MATERIALE | OTTONE
MATERIAL | BRASS

Francy®

Studio Manital



Francy è caratterizzata da un design minimale e curvilineo. Il suo aspetto le conferisce eleganza e leggerezza.

Francy is characterized by a minimal and curvilinear design. Its appearance gives it elegance and lightness.



CRO
cromo | chrome plated



CSA
cromo satinato | satin chrome



NIS
nickel satinato | satin nickel



OTL
ottone lucido | polished brass

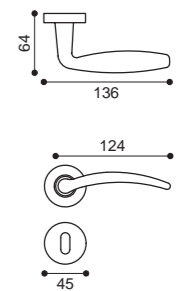


OSA
ottone satinato | satin brass

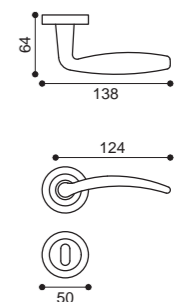


BGO
bronzo opaco | bronze matt

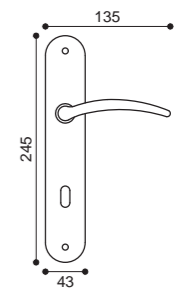
FR 5/E
Maniglia su rosetta con bocchetta.
Door lever handle on rose with escutcheon.



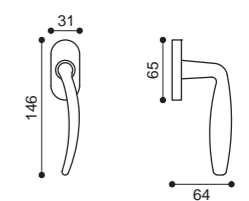
FR 5/A
Maniglia su rosetta con bocchetta.
Door lever handle on rose with escutcheon.



FR 1
Maniglia su placca.
Door lever handle on backplate.




FR 15
Maniglia per finestra D.K.
Window handle D.K.



MATERIALE | OTTONE
MATERIAL | BRASS

Imola®

Maurizio Giordano + Roberto Grossi



Sottile, raffinato e compatto il design attuale di questa maniglia. Ha le estremità e i bordi arrotondati per favorire una buona impugnatura.

The current design of this handle is slim, refined and compact. It has rounded ends and edges to facilitate a good grip.



CRO
cromo | chrome plated



CSA
cromo satinato | satin chrome



NIS
nickel satinato | satin nickel



OTL
ottone lucido | polished brass

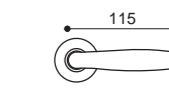
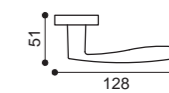


OSA
ottone satinato | satin brass

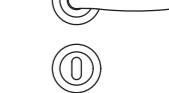
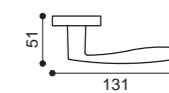


BGO
bronzo opaco | bronze matt

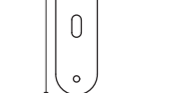
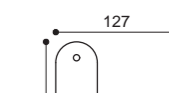
IM 5/E
Maniglia su rosetta con bocchetta.
Door lever handle on rose with escutcheon.



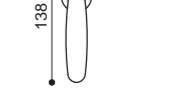
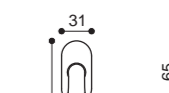
IM 5/A
Maniglia su rosetta con bocchetta.
Door lever handle on rose with escutcheon.



IM 1
Maniglia su placca.
Door lever handle on backplate.



IM 15
Maniglia per finestra D.K.
Window handle D.K.



MATERIALE | OTTONE
MATERIAL | BRASS

Rubino

Studio Manital



Un design sobrio ed elegante per questa maniglia dalla foggia essenziale e dall'impugnatura perfetta.

A sober and elegant design for this handle with an essential shape and a perfect grip.



CRO
cromo | chrome plated



CSA
cromo satinato | satin chrome



NIS
nickel satinato | satin nickel



OTL
ottone lucido | polished brass

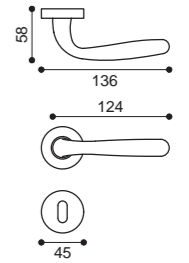


OSA
ottone satinato | satin brass

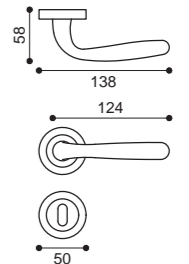


BGO
bronzo opaco | bronze matt

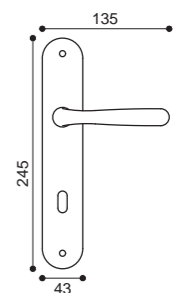
RU 5/E
Maniglia su rosetta con bocchetta.
Door lever handle on rose with escutcheon.



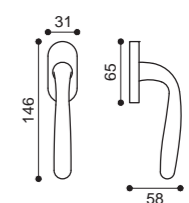
RU 5/A
Maniglia su rosetta con bocchetta.
Door lever handle on rose with escutcheon.



RU 1
Maniglia su placca.
Door lever handle on backplate.



RU 15
Maniglia per finestra D.K.
Window handle D.K.



MATERIALE | OTTONE
MATERIAL | BRASS

Alamaro®

Mario Mazzer

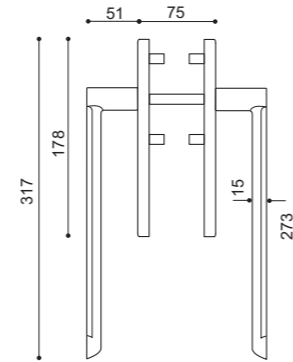


OTL
ottone lucido | polished brass

ALZANTE SCORREVOLE | LIFT AND SLIDE

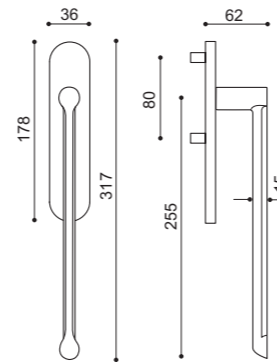
AR 25 ASY

Coppia di maniglioni mm 317 con meccanismo metallo con placca foro yale. Pair pull handle on plate cylinder profile.



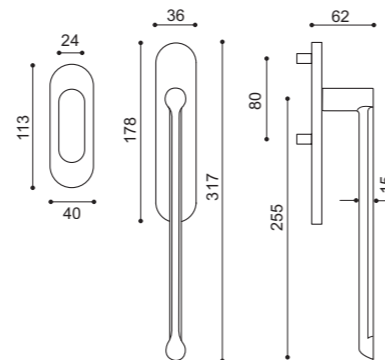
AR 25 AS

Maniglione mm 317 con molla meccanismo metallo. Single pull handle on blank plate.



AR 25 ASN

Maniglione mm 317 con molla meccanismo metallo completo di nicchia. Single pull handle on blank plate and flush pull plate



Altre finiture disponibili Other available finishes



BIA
bianco
white



CRO
cromato
chrome plated



CSA
cromato satinato
satin chrome



NIS
nikel satinato
satin nickel



OSA
ottone satinato
satin brass



BGO
bronzo opaco
bronze matt



OBR
bronzato
satin bronze



ANT
antracite
black anthracite



NER
nero
black

MATERIALE | OTTONE FORGIATO
MATERIAL | FORGED BRASS



Techna

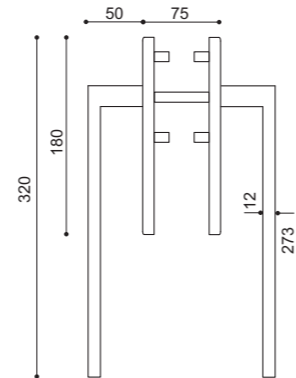
Studio Manital



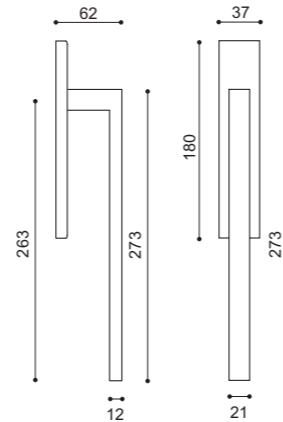
NER
nero | black

ALZANTE SCORREVOLE | LIFT AND SLIDE

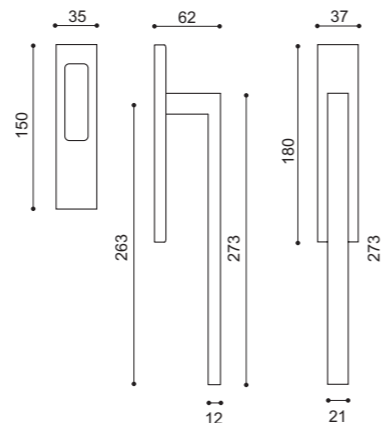
TC 25 ASY/Q
Coppia di maniglioni mm 320
con meccanismo metallo
con placca foro yale.
Pair pull handle on plate
cylinder profile.



TC 25 AS/Q
Maniglione mm 320 con molla
meccanismo metallo.
Single pull handle on blank plate.



TC 25 ASN/Q
Maniglione mm 320
con molla
meccanismo metallo
completo di nicchia.
Single pull handle
on blank plate
and flush pull plate.



Altre finiture disponibili Other available finishes

BIA
bianco
white

CRO
cromato
chrome plated

CSA
cromato satinato
satin chrome

NIS
nikel satinato
satin nickel

BGO
bronzo opaco
bronze matt

OBR
bronzato
satin bronze

ANT
antracite
black anthracite

MATERIALE | LEGA DI ZINCO
MATERIAL | ZINC ALLOY



Iris

Studio Manital

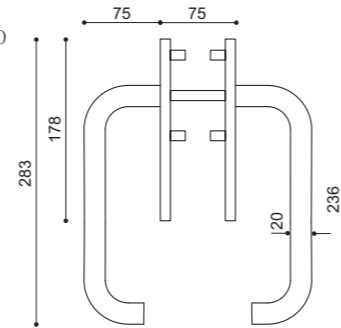


CSA
cromo satinato | satin chrome

ALZANTE SCORREVOLE | LIFT AND SLIDE

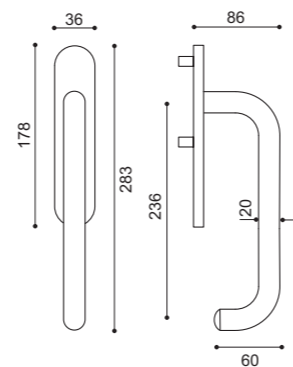
IR 25 ASY

Coppia di maniglioni mm 250 con meccanismo metallo con placca foro yale. Pair pull handle on plate cylinder profile.



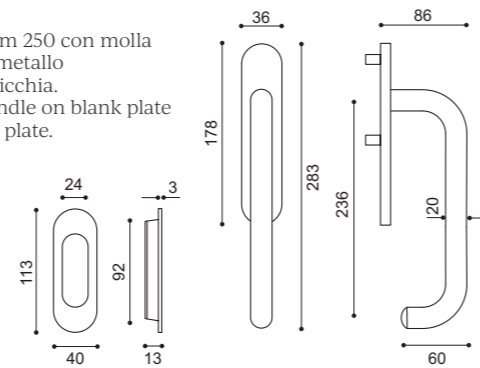
IR 25 AS

Maniglione mm 250 con molla meccanismo metallo. Single pull handle on blank plate.



IR 25 ASN

Maniglione mm 250 con molla meccanismo metallo completo di nicchia. Single pull handle on blank plate and flush pull plate.



Altre finiture disponibili Other available finishes

-  **BIA**
bianco
white
-  **CRO**
cromato
chrome plated
-  **NIS**
nikel satinato
satin nickel
-  **OTL**
ottone lucido
polished brass
-  **OSA**
ottone satinato
satin brass

-  **BGO**
bronzo opaco
bronze matt
-  **OBR**
bronzato
satin bronze
-  **ANT**
antracite
black anthracite
-  **NER**
nero
black

MATERIALE | OTTONE
MATERIAL | BRASS



Flat®

Mario Mazzer



2013 | RedDot Design Award



CRO
cromato |
chrome plated



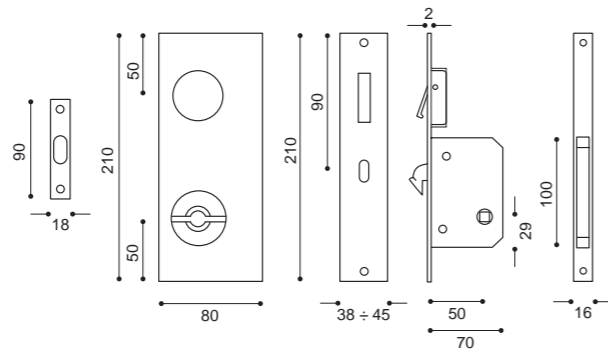
CSA
cromato satinato |
satin chrome



NIS
nikel satinato |
satin nickel



FT
Set serratura placca incasso con nottolino e trascinatore.
Set of sliding door rose with wc turn, complete of flush pull and lock.



Altre finiture disponibili
Other available finishes



BIA
bianco
white



NER
nero
black

MATERIALE | LEGA DI ZINCO
MATERIAL | ZINC ALLOY



Flat S[®]

Mario Mazzer



2013 | RedDot Design Award



CRO
cromato | chrome plated



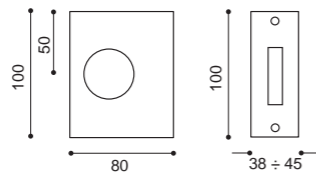
CSA
cromato satinato | satin chrome



NIS
nikel satinato | satin nickel



FTS
Coppia placche incasso cieche con trascinatore.
Sliding door rose, blind with flush pull.



Altre finiture disponibili
Other available finishes



BIA
bianco
white



NER
nero
black

MATERIALE | LEGA DI ZINCO
MATERIAL | ZINC ALLOY



Otto[®]

Mario Mazzer



2013 | RedDot Design Award



CRO
cromato | chrome plated



CSA
cromato satinato | satin chrome



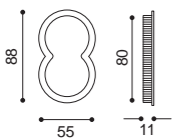
NIS
nikel satinato | satin nickel



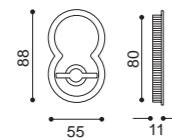
VOL
ottone lucido verniciato | polished brass varnished



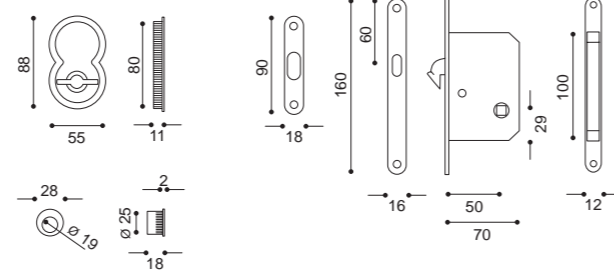
Art. 84
Coppia placche incasso cieche.
Sliding door rose, blind



Art. 85/A
Coppia placche incasso con nottolino e trascinatore.
Sliding door rose with wc turn and flush pull.



Art. 85/B
Coppia placca incasso con nottolino trascinatore e serratura.
Sliding door rose with wc turn, flush pull and lock.



Altre finiture disponibili
Other available finishes

- BIA
bianco
white
- NER
nero
black

MATERIALE | OTTONE
MATERIAL | BRASS

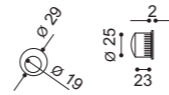


Maniglie da incasso

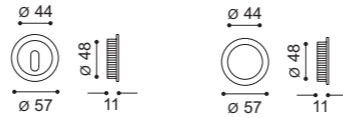
Sliding door handles



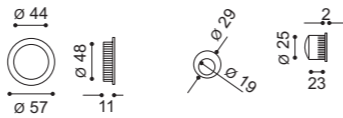
Art. 56
Frontale di trascinamento.
Flush pull.



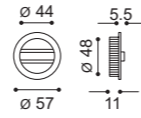
Art. 54
Coppia placche incasso cieche e con foro chiave.
Sliding door rose, blind and with key hole.




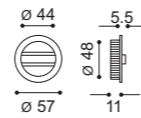
Art. 54/A
Coppia placche incasso cieche con trascinatore.
Sliding door rose with flush pull.



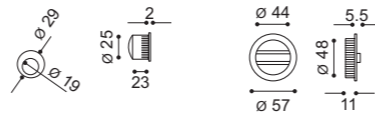
Art. 75/C
Coppia placche incasso con nottolino con anello da ambo le parti.
Sliding door rose with ring turn.



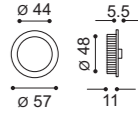
Art. 55
Coppia placche incasso con nottolino.
Sliding door rose with wc turn and release.



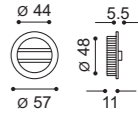
Art. 55/A
Coppia placche incasso con nottolino e trascinatore.
Sliding door rose with wc turn and flush pull.



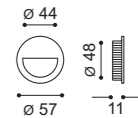
Art. 75
Coppia placche incasso con nottolino ad anello.
Sliding door roses with ring turn and emergency release.



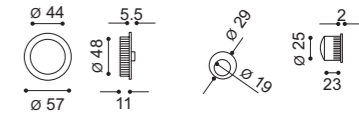
Art. 55/C
Coppia placche incasso con nottolini da ambo i lati.
Sliding door rose with wc turn.



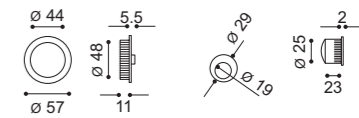
Art. 72
Coppia placche incasso con presa da ambo i lati.
Sliding door rose.



Art. 55/B
Set serratura placca incasso con nottolino e trascinatore.
Set of sliding door rose with wc turn, complete of flush pull and lock.



Art. 75/B
Set serratura placca incasso con nottolino con anello e trascinatore.
Set of sliding door rose with ring turn, complete of flush pull and lock.



Altre finiture disponibili

Other available finishes

CRO
cromato
chrome plated

CSA
cromato satinato
satin chrome

NIS
nikel satinato
satin nickel

OSA
ottone satinato
satin brass

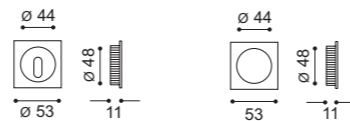
BGO
bronzo opaco
bronze matt

OBR
bronzato
satin bronze


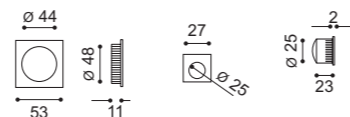
Maniglie da incasso Sliding door handles



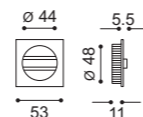
Art. 54/Q
Coppia placche incasso cieche e con foro chiave.
Sliding door rose, blind and with key hole.



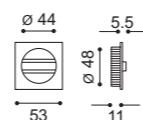
Art. 54A/Q
Coppia placche incasso cieche con trascinatore.
Sliding door rose with flush pull.




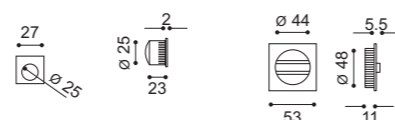
Art. 75C/Q
Coppia placche incasso con nottolino con anello da ambo le parti.
Sliding door rose with ring turn.



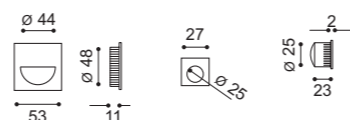
Art. 55/Q
Coppia placche incasso con nottolino.
Sliding door rose with wc turn and release.



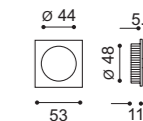
Art. 55A/Q
Coppia placche incasso con nottolino e trascinatore.
Sliding door rose with wc turn and flush pull.



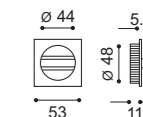
Art. 72/Q
Coppia placche incasso cieche con trascinatore.
Sliding door rose with flush pull.




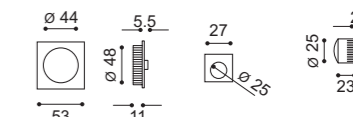
Art. 75/Q
Coppia placche incasso con nottolino ad anello.
Sliding door roses with ring turn and emergency release.



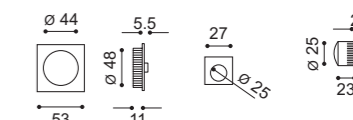
Art. 55C/Q
Coppia placche incasso con nottolini da ambo i lati.
Sliding door rose with wc turn.



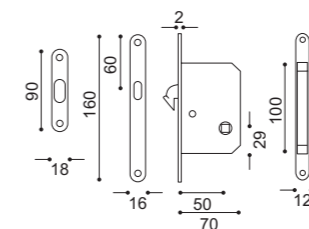

Art. 55B/Q
Set serratura placca incasso con nottolino e trascinatore.
Set of sliding door rose with wc turn, complete of flush pull and lock.



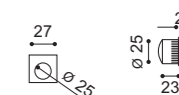
Art. 75B/Q
Set serratura placca incasso con nottolino con anello e trascinatore.
Set of sliding door rose with ring turn, complete of flush pull and lock.



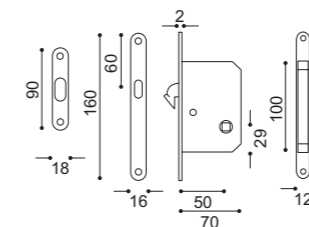
Art. SR1
Serratura con bordo tondo.
Sliding door lock for wc turn.



Art. 56/Q
Frontale di trascinamento.
Flush pull.



Art. SR2
Serratura con bordo tondo e chiave.
Sliding door lock with key.



**Altre finiture disponibili
Other available finishes**

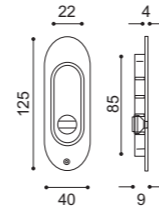
- CRO**
cromato
chrome plated
- CSA**
cromato satinato
satin chrome
- NIS**
nikel satinato
satin nickel
- OSA**
ottone satinato
satin brass
- BGO**
bronzo opaco
bronze matt
- OBR**
bronzato
satin bronze

Maniglie da incasso

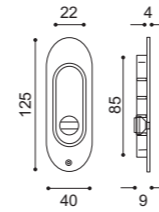
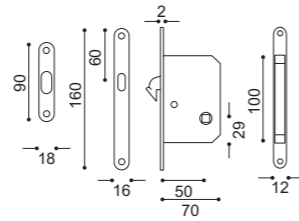
Sliding door handles



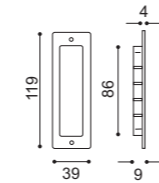
Art. 59
Coppia placche incasso coprivite con nottolino. Sliding door plate with we turn.




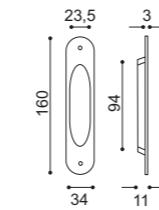
Art. 59/B
Set completo di serratura con coppia placche incasso con nottolino e trascinatore. Set of sliding door plate with we turn, complete of flush pull and lock.



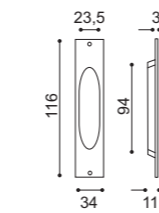
Art. 51
Coppia placche incasso con fori a vista, cieche e con foro chiave. Sliding door plate, blank and with key hole.



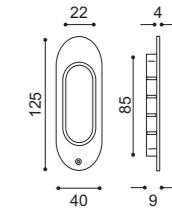
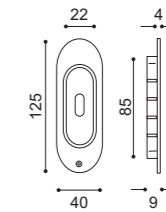
Art. 50
Coppia placche incasso con fori a vista, cieche e con foro chiave. Sliding door plate, blank and with key hole.



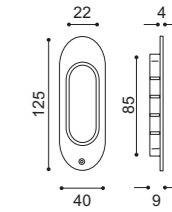
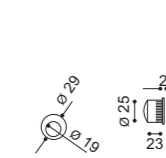
Art. 50/R
Coppia placche incasso con fori a vista, cieche e con foro chiave. Sliding door plate, blank and with key hole.



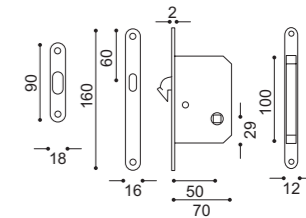
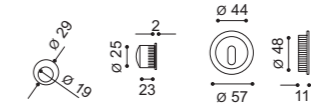
Art. 58
Coppia placche incasso con coprivite, cieche e con foro chiave. Sliding door plate, blank and with key hole.



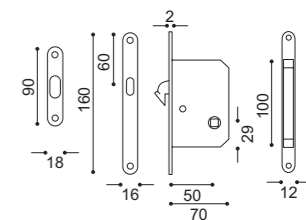
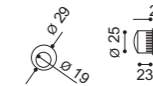
Art. 58/A
Coppia placche incasso con coprivite e trascinatore. Sliding door plate with flush pull.



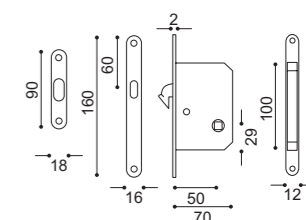
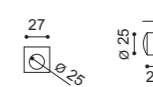
Art. 54/B
Set di serratura placche incasso con chiave complete di trascinatore. Set of sliding door rose with flush pull, lock and key.



Art. 58/B
Set di serratura placche incasso con chiave complete di trascinatore. Set of sliding door plate with flush pull, lock and key.



Art. 54B/Q
Set di serratura placche incasso con chiave complete di trascinatore. Set of sliding door plate with flush pull, lock and key.



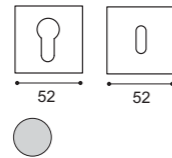
Altre finiture disponibili
Other available finishes

-  **NIS**
nikel satinato
satin nickel
-  **OSA**
ottone satinato
satin brass
-  **OBR**
bronzato
satin bronze

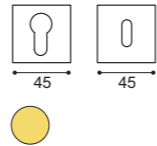
Bocchette Escutcheon



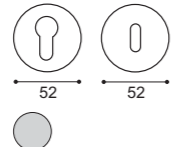
ART. AI 2/USI Q
Bocchetta quadra Ultra Slim
Square escutcheon Ultra Slim



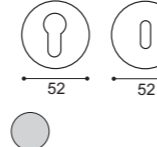
ART. QE
Bocchetta quadra.
Square escutcheon.



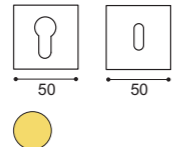
ART. AI 2/USI
Bocchetta tonda Ultra Slim.
Round escutcheon Ultra Slim.



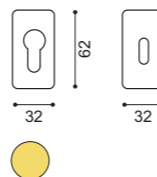
ART. AI 2
Bocchetta tonda.
Round escutcheon.



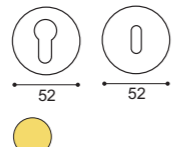
ART. QES
Bocchetta quadra.
Square escutcheon.



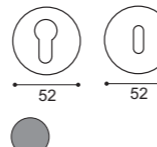
ART. ZR
Bocchetta rettangolare.
Rectangular escutcheon.



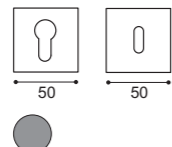
ART. BES
Bocchetta tonda.
Round escutcheon.



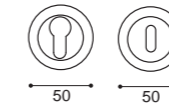
ART. BEM
Bocchetta tonda.
Round escutcheon.



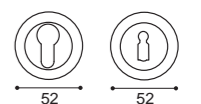
ART. QEM
Bocchetta quadra.
Square escutcheon.



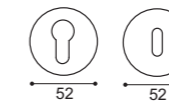
ART. A
Bocchetta tonda.
Round escutcheon.



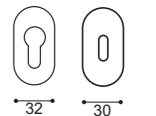
ART. G
Bocchetta tonda.
Round escutcheon.



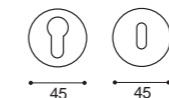
ART. B
Bocchetta tonda.
Round escutcheon.



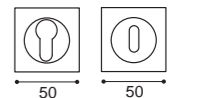
ART. Z
Bocchetta ovale.
Oval escutcheon.



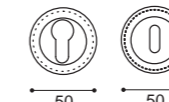
ART. C
Bocchetta tonda.
Round escutcheon.



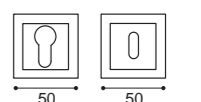
ART. Q
Bocchetta quadra.
Square escutcheon.



ART. D
Bocchetta tonda.
Round escutcheon.



ART. Q/E
Bocchetta quadra economica.
Budget square escutcheon.









ART. A
Foro doppia mappa.
Escutcheon safety key profile.



Materiale
Material

-  acciaio inox 304 / stainless steel 304
-  ottone / brass
-  zama / zink alloy

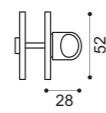
Finiture disponibili
Available finishes

-  **CRO** / cromato / chrome plated
-  **CSA** / cromato satinato / satin chrome
-  **NIS** / nikel satinato / satin nickel
-  **OTL** / ottone lucido / polished brass
-  **OSA** / ottone satinato / satin brass
-  **BGO** / bronzo opaco / bronze matt
-  **OBR** / bronzato / satin bronze

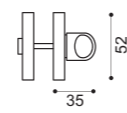
Nottolini per w.c. W.C. latches



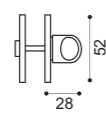
ART. AI 40/USI Q
Nottolino W.C. su rosetta quadra Ultra Slim.
W.C. Latch on square rose Ultra Slim.



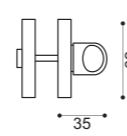
ART. AI 40
Nottolino W.C. su rosetta tonda.
W.C. latch on round rose.



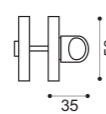
ART. AI 40/USI
Nottolino W.C. su rosetta tonda Ultra Slim.
W.C. latch on round rose Ultra Slim.



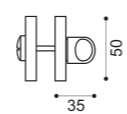
ART. LM 40/ZR
Nottolino W.C. su rosetta rettangolare.
W.C. latch on rectangular rose.



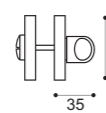
ART. LM 40/QES
Nottolino W.C. su rosetta quadra 50 mm.
W.C. Latch on square rose 50 mm.




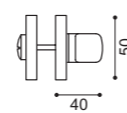
ART. LM 40/BES
Nottolino W.C. su rosetta tonda.
W.C. latch on round rose.



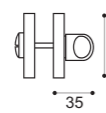
ART. LM 40/BEM
Nottolino W.C. su rosetta tonda.
W.C. latch on round rose.




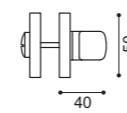
ART. TZ 40/BES
Nottolino W.C. su rosetta tonda.
W.C. latch on round rose.



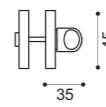
ART. LM 40/QEM
Nottolino W.C. su rosetta quadra 50 mm.
W.C. Latch on square rose 50 mm.



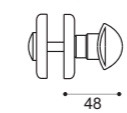
ART. TZ 40/QES
Nottolino W.C. su rosetta quadra 50 mm.
W.C. Latch on square rose 50 mm.



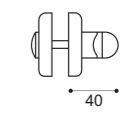
ART. LM 40/QE
Nottolino W.C. su rosetta quadra 45 mm.
W.C. Latch on square rose 45 mm.



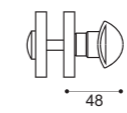
ART. LU 40
Nottolino W.C.
W.C. latch.



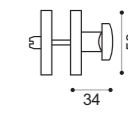
ART. BO 40
Nottolino W.C.
W.C. latch.



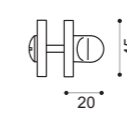
ART. LE 40
Nottolino W.C.
W.C. latch.



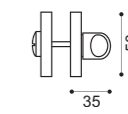
ART. IR 40
Nottolino W.C.
W.C. latch.



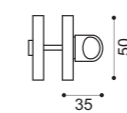
ART. LI 40
Nottolino W.C.
W.C. latch.



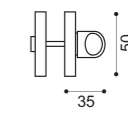
ART. LM 40
Nottolino W.C.
W.C. latch.



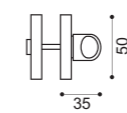
ART. LM 40 L/O
Nottolino W.C. c/finestra L/O.
W.C. Latch w/Indicator.



ART. TD 40/Q
Nottolino W.C. su rosetta quadra.
W.C. Latch on square rose.



ART. TD 40 Q/E
Nottolino W.C. su rosetta quadra economica.
W.C. Latch on budget square rose.




Materiale
Material

- acciaio inox 304 / stainless steel 304
- ottone / brass
- zama / zink alloy


Finiture disponibili
Available finishes

- CRO** / cromato / chrome plated
- CSA** / cromato satinato / satin chrome
- NIS** / nikel satinato / satin nickel
- OTL** / ottone lucido / polished brass
- OSA** / ottone satinato / satin brass
- BGO** / bronzo opaco / bronze matt
- OBR** / bronzato / satin bronze


Pomoli Knobs



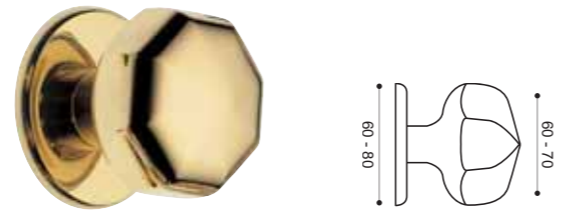
ART. 401
Pomolo con vite passante Ø 60 mm - Ø 70 mm.
Center door knob Ø 60 mm - Ø 70 mm.




ART. 400
Pomolo con vite passante Ø 60 - Ø 70 mm. N.B. : Girevole solo Ø 60.
Center door knob Ø 60 - Ø 70 mm N.B. : Mortice version only Ø 60.




ART. 431
Pomolo con vite passante Ø 68 mm.
Center door knob Ø 68 mm.



ART. AS 30
Pomolo con vite passante Ø 60 - Ø 70 mm. N.B. : Girevole solo Ø 60.
Center door knob Ø 60 - Ø 70 mm N.B. : Mortice version only Ø 60.




ART. LU 30
Pomolo con vite passante Ø 70 mm.
Center door knob Ø 70 mm.



ART. 404
Pomolo con vite passante Ø 60 - Ø 70 mm. N.B. : Girevole solo Ø 60.
Center door knob Ø 60 - Ø 70 mm N.B. : Mortice version only Ø 60.



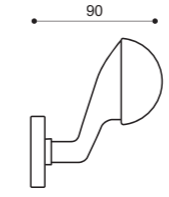
ART. 440
Coppia pomolo con rosetta e bocchetta Ø 50 mm.
Mortice knob on round rose w/escutcheon Ø 50 mm.



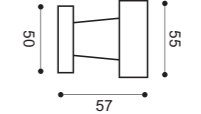
ART. 430
Coppia pomolo con rosetta e bocchetta.
Mortice knob on round rose w/escutcheon.



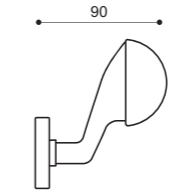
ART. 402
Coppia pomolo con rosetta e bocchetta.
Mortice knob on round rose w/escutcheon.



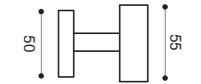
ART. 410
Coppia pomolo con rosetta e bocchetta.
Mortice knob on round rose w/escutcheon.



ART. 405
Coppia pomolo con rosetta e bocchetta.
Mortice knob on round rose w/escutcheon.



ART. QU30
Coppia pomolo con rosetta e bocchetta.
Mortice knob on square rose w/escutcheon.



Finiture disponibili
Available finishes

-  **CRO**
cromato
chrome plated
-  **CSA**
cromato satinato
satin chrome
-  **NIS**
nikel satinato
satin nickel
-  **OTL**
ottone lucido
polished brass
-  **OSA**
ottone satinato
satin brass
-  **BGO**
bronzo opaco
bronze matt
-  **OBR**
bronzato
satin bronze

Finiture | Ottone

Finishes | Brass



CRO
cromo
chrome plated



CSA
cromo satinato
satin chrome



NIS
nickel satinato
satin nickel



OTL
ottone lucido
polished brass




OSA
ottone satinato
satin brass




BGO
bronzo opaco
bronze matt

Finiture | Lega di zinco

Finishes | Zinc alloy



BIA
bianco
white



CRO
cromo
chrome plated



CSA
cromo satinato
satin chrome




NIS
nickel satinato
satin nickel



BGO
bronzo opaco
bronze matt



ANT
antracite
black anthracite



NER
nero
black

Finiture su richiesta | Ottone Finishes upon request | Brass



OSO
ottone satinato opaco
satin brass matt



OBR
bronzato
satin bronze



OBA
bronzo anticato
antique bronze




BUS
bronzo uniforme scuro
plain dark bronze



FEA
ferro anticato
antique iron



ANT
antracite
black anthracite



NER
nero
black

Finiture su richiesta | Ottone Finishes upon request | Brass



BIA
bianco
white



NIK
nickel lucido
polished nickel



NIN
nickel nero
black chrome

Finiture su richiesta | Lega di zinco Finishes upon request | Zinc alloy



OBR
bronzato
satin bronze



BUS
bronzo uniforme scuro
plain dark bronze

Finiture PVD | Ottone

PVD finishes | Brass



GMM
canna fucile PVD
gun metal PVD



RGM
oro rosa satinato PVD
satin rose gold PVD



HBB
ottone lucido PVD
polished brass PVD



HBS
ottone satinato PVD
satin brass PVD



BZM
bronzo satinato PVD
bronze matt PVD

Garantiti 25 anni.

Resistenti all'usura, alla corrosione, agli agenti chimici e ai raggi UV, i rivestimenti PVD presentano anche il vantaggio di essere bio-compatibili, asettici e ipoallergenici.

25 year warranty.

Resistant to wear, corrosion, chemicals, and UV rays. Additionally, PVD coatings also have the advantage of being biocompatible, aseptic, and hypoallergenic.

Rosette | Specifiche tecniche

Rose | Technical guide




Fig. A

Fig. B



Fig. C

Fig. D

QES

La QES è la nostra rosetta economica quadrata. Con questo sistema di rosetta/montaggio, la molla è incorporata nella sottorosetta di poliammide (Fig. B). Per il montaggio, la sottorosetta in poliammide viene montata sulla porta e la rosetta esterna (Fig. A) si aggancia alla rosetta interna. Infine, la maniglia viene fissata con il grano.

Dimensioni: 50 mm x 50 mm
Spessore: 10 mm

Esempi codice maniglia:

Techna TC5/QES
Hygge HY5/QES

Bocchette:

Art. QES PC
Art. QES BB

Esempi codici nottolino:

Art. LM40 : LM40/QES
Art. LE40 : LE40/QES
Art. TZ40 : TZ40/QES

Note: La rosetta QES è più adatta per maniglie economiche (in lega di zinco) che non superano i 300 grammi.

The QES is our budget square rose. With this rose/mounting system the spring is incorporated into the inner polyamide rose (Fig. B). In order to assemble, the inner rose is mounted onto the door and the outer rose (Fig. A) clips onto the inner rose. Lastly, the handle is secured by tightening the grub screw.

Dimensions: 50 mm x 50 mm
Thickness: 10 mm

Example handle codes:

Techna TC5/QES
Hygge HY5/QES

Escutcheons:

Art. QES PC
Art. QES BB

Example WC turn & release codes:

Art. LM40 : LM40/QES
Art. LE40 : LE40/QES
Art. TZ40 : TZ40/QES

Notes: The QES rose is best suited for budget handles (zinc alloy) that do not exceed 300 grams.

BES

La BES è la nostra rosetta economica tonda. Con questo sistema di rosetta/montaggio, la molla è incorporata nella sottorosetta interna di poliammide (Fig. D). Per il montaggio, la sottorosetta in poliammide viene montata sulla porta e la rosetta esterna (Fig. C) si aggancia alla rosetta interna. Infine, la maniglia viene fissata con il grano.

Dimensioni: Ø 50mm
Spessore: 10 mm

Esempi codice maniglia:

Techna TC5/BES
HYGGE HY5/BES

Bocchette:

Art. BES PC
Art. BES BB

Esempi codici nottolino:

Art. LM40 : LM40/BES
Art. LE40 : LE40/BES
Art. TZ40 : TZ40/BES

Note: La rosetta BES è più adatta per maniglie economiche (in lega di zinco) che non superano i 300 grammi.

The BES is our budget round rose. With this rose/mounting system the spring is incorporated into the inner polyamide rose (Fig. D). In order to assemble, the inner rose is mounted onto the door and the outer rose (Fig. C) clips onto the inner rose. Lastly, the handle is secured by tightening the grub screw.

Dimensions: Ø 50 mm
Thickness: 10 mm

Example handle codes:

Techna TC5/BES
HYGGE HY5/BES

Escutcheons:

Art. BES PC
Art. BES BB

Example WC turn & release codes:

Art. LM40 : LM40/BES
Art. LE40 : LE40/BES
Art. TZ40 : TZ40/BES

Notes: The BES rose is best suited for budget handles (zinc alloy) that do not exceed 300 grams.



Fig. E

Fig. F



Fig. G

Fig. H

QESB

La QESB è la nostra rosetta economica slim quadrata. Con questo sistema di rosetta/montaggio, la molla è incorporata nella sottorosetta di poliammide (Fig. F). Per il montaggio, la sottorosetta di poliammide viene montata sulla porta e la rosetta esterna (Fig. E) si aggancia alla rosetta interna. Infine, la maniglia viene fissata con il grano.

Dimensioni: 50 mm x 50 mm
Spessore: 7 mm

Esempi codice maniglia:

Techna TC5/QESB
Hygge HY5/QESB

Bocchette:

Art. QESB PC
Art. QESB BB

Esempi codici nottolino:

Art. LM40 : LM40/QESB
Art. LE40 : LE40/QESB
Art. TZ40 : TZ40/QESB

Note: La rosetta QESB è più adatta per maniglie economiche (in lega di zinco) che non superano i 300 grammi.

The QESB is our slim budget square rose. With this rose/mounting system the spring is incorporated into the inner polyamide rose (Fig. F). In order to assemble, the inner rose is mounted onto the door and the outer rose (Fig. E) clips onto the inner rose. Lastly, the handle is secured by tightening the grub screw.

Dimensions: 50 mm x 50 mm
Thickness: 7 mm

Example handle codes:

Techna TC5/QESB
Hygge HY5/QESB

Escutcheons:

Art. QESB PC
Art. QESB BB

Example WC turn & release codes:

Art. LM40 : LM40/QESB
Art. LE40 : LE40/QESB
Art. TZ40 : TZ40/QESB

Notes: The QESB rose is best suited for budget handles (zinc alloy) that do not exceed 300 grams.

BESB

La BESB è la nostra rosetta economica slim tonda. Con questo sistema di rosetta/montaggio, la molla è incorporata nella sottorosetta di poliammide (Fig. H). Per il montaggio, la sottorosetta di poliammide viene montata sulla porta e la rosetta esterna (Fig. G) si aggancia alla rosetta interna. Infine, la maniglia viene fissata con il grano.

Dimensioni: Ø 50mm
Spessore: 7 mm

Esempi codice maniglia:

Techna TC5/BESB
HYGGE HY5/BESB

Bocchette:

Art. BESB PC
Art. BESB BB

Esempi codici nottolino:

Art. LM40 : LM40/BESB
Art. LE40 : LE40/BESB
Art. TZ40 : TZ40/BESB

Note: La rosetta BESB è più adatta per maniglie economiche (in lega di zinco) che non superano i 300 grammi.

The BESB is our slim budget round rose. With this rose/mounting system the spring is incorporated into the inner polyamide rose (Fig. H). In order to assemble, the inner rose is mounted onto the door and the outer rose (Fig. G) clips onto the inner rose. Lastly, the handle is secured by tightening the grub screw.

Dimensions: Ø 50mm
Thickness: 7 mm

Example handle codes:

Techna TC5/BESB
HYGGE HY5/BESB

Escutcheons:

Art. BESB PC
Art. BESB BB

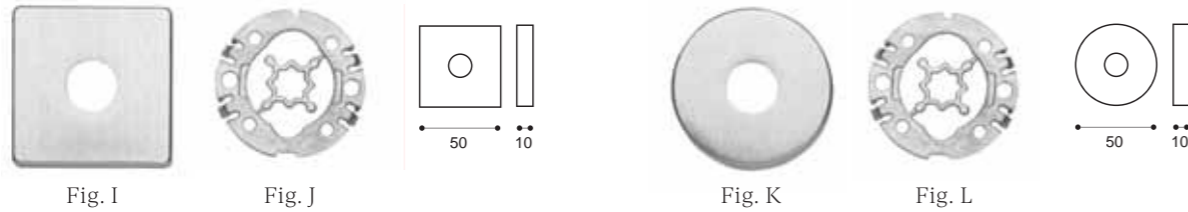
Example WC turn & release codes:

Art. LM40 : LM40/BESB
Art. LE40 : LE40/BESB
Art. TZ40 : TZ40/BESB

Notes: The BESB rose is best suited for budget handles (zinc alloy) that do not exceed 300 grams.

Rosette | Specifiche tecniche

Rose | Technical guide



QEM

La QEM è la nostra nuova rosetta economica quadrata. Con questo tipo di rosetta, la maniglia è montata sulla rosetta esterna (Fig. I), utilizzando la nostra molla standard. Per il montaggio, la sottorosetta in metallo (Fig. J) viene montata sulla porta, e la rosetta esterna e la maniglia vengono agganciate. Infine, la maniglia viene fissata con il grano.

Dimensioni: 50 mm x 50 mm
Spessore: 10 mm

Esempi codice maniglia:

Techna TC5/QEM
Hygge HY5/QEM

Bocchette:

Art. QEM PC
Art. QEM BB

Esempi codici nottolino:

Art. LM40 : LM40/QEM
Art. LE40 : LE40/QEM
Art. TZ40 : TZ40/QEM

La QEM utilizza la nostra molla standard, il che significa che è garantita per 300.000 cicli ed è adatta sia per le maniglie in lega di zinco che per quelle in ottone.

The QEM is our new budget square rose. With this type of rose the handle is sprung on the outer rose (Fig. I) using our standard spring. To install, the metal inner rose (Fig. J) is mounted to the door, and the outer rose and lever handle are clipped on. Lastly, the handle is secured by tightening the grub screw.

Dimensions: 50 mm x 50 mm
Thickness: 10 mm

Example handle codes:

Techna TC5/QEM
Hygge HY5/QEM

Escutcheons:

Art. QEM PC
Art. QEM BB

Example WC turn & release codes:

Art. LM40 : LM40/QEM
Art. LE40 : LE40/QEM
Art. TZ40 : TZ40/QEM

The QEM uses our standard spring, meaning it is guaranteed for 300,000 cycles, and is suitable for both zinc alloy and solid brass lever handles.

BEM

La BEM è la nostra nuova rosetta economica tonda. Con questo tipo di rosetta, la maniglia è montata sulla rosetta esterna (Fig. K), utilizzando la nostra molla standard. Per il montaggio, la sottorosetta in metallo (Fig. L) viene montata sulla porta, e la rosetta esterna e la maniglia vengono agganciate. Infine, la maniglia viene fissata con il grano.

Dimensioni: Ø 50 mm
Spessore: 10 mm

Esempi codice maniglia:

Techna TC5/BEM
HYGGE HY5/BEM

Bocchette:

Art. BEM PC
Art. BEM BB

Esempi codici nottolino:

Art. LM40 : LM40/BEM
Art. LE40 : LE40/BEM
Art. TZ40 : TZ40/BEM

La BEM utilizza la nostra molla standard, il che significa che è garantita per 300.000 cicli ed è adatta sia per le maniglie in lega di zinco che per quelle in ottone.

The BEM is our new budget round rose. With this type of rose the handle is sprung on the outer rose (Fig. K) using our standard spring. To install, the metal inner rose (Fig. L) is mounted onto the door, and the outer rose and lever handle are clipped on. Lastly, the handle is secured by tightening the grub screw.

Dimensions: Ø 50 mm
Thickness: 10 mm

Example handle codes:

Techna TC5/BEM
HYGGE HY5/BEM

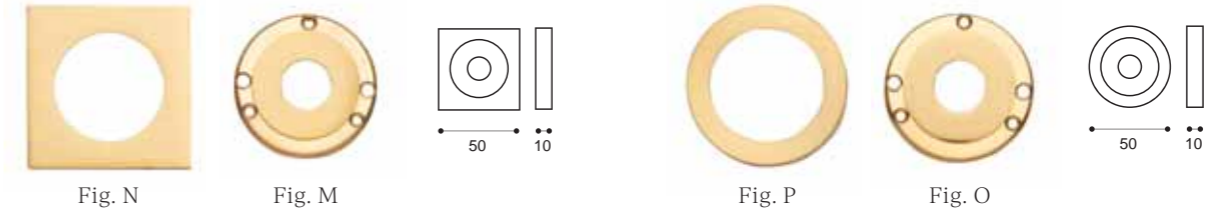
Escutcheons:

Art. BEM PC
Art. BEM BB

Example WC turn & release codes:

Art. LM40 : LM40/BEM
Art. LE40 : LE40/BEM
Art. TZ40 : TZ40/BEM

The BEM uses our standard spring, meaning it is guaranteed for 300,000 cycles, and is suitable for both zinc alloy and solid brass lever handles.



Q

La rosetta Q è la nostra rosetta quadrata standard. Per installare questa rosetta bisogna montare la rosetta interna (Fig. M) sulla porta. Successivamente, scorrere la copertura della rosetta esterna (Fig. N) sopra la maniglia e sulla rosetta interna. Infine la rosetta esterna viene fissata alla rosetta interna con il grano.

Dimensioni: 50 mm x 50 mm
Spessore: 10 mm

Esempi codice maniglia:

Morphos MP5/Q
Clinia CL5/Q

Bocchette:

Art. Q PC
Art. Q BB

Esempi codici nottolino:

Art. LM40 : LM40/Q
Art. LE40 : LE40/Q

La Q utilizza la nostra molla standard, il che significa che è garantita per 300.000 cicli ed è adatta sia per le maniglie in lega di zinco che per quelle in ottone.

The Q is our standard square rose. To install this rose you will begin by mounting the inner rose (Fig. M), onto the door. Next you will slide the outer rose cover (Fig. N) over the handle and onto the inner rose. Lastly, the outer rose is secured to the inner rose with a grub screw underneath the rose.

Dimensions: 50 mm x 50 mm
Thickness: 10 mm

Example handle codes:

Morphos MP5/Q
Clinia CL5/Q

Escutcheons:

Art. Q PC
Art. Q BB

Example WC turn & release codes:

Art. LM40 : LM40/Q
Art. LE40 : LE40/Q

The Q uses our standard spring, meaning it is guaranteed for 300,000 cycles, and is suitable for our heaviest brass handles.

A

La rosetta A è la nostra rosetta tonda standard. Per installare questa rosetta bisogna montare la rosetta interna (Fig. O) sulla porta. Successivamente, scorrere la copertura della rosetta esterna (Fig. P) sopra la maniglia e sulla rosetta interna. Infine avvitare la copertura della rosetta esterna sulla rosetta interna.

Dimensioni: Ø 50 mm
Spessore: 10 mm

Esempi codice maniglia:

Dune DU5/A
Blade BD5/A

Bocchette:

Art. A PC
Art. A BB

Esempi codici nottolino:

Art. LM40 : LM40/A
Art. LE40 : LE40/A

La A utilizza la nostra molla standard, il che significa che è garantita per 300.000 cicli ed è adatta sia per le maniglie in lega di zinco che per quelle in ottone.

The A is our standard round rose. To install this rose you will begin by mounting the inner rose (Fig. O) onto the door. Next you will slide the outer rose cover (Fig. P) over the handle and onto the inner rose. Lastly, you will screw the outer rose cover onto the inner rose.

Dimensions: Ø 50 mm
Thickness: 10 mm

Example handle codes:

Dune DU5/A
Blade BD5/A

Escutcheons:

Art. A PC
Art. A BB

Example WC turn & release codes:

Art. LM40 : LM40/A
Art. LE40 : LE40/A

The A uses our standard spring, meaning it is guaranteed for 300,000 cycles, and is suitable for our heaviest brass handles. Along with specifications that require a "threaded" rose.



Certificazioni Certifications

AZIENDA CON SISTEMA DI QUALITÀ CERTIFICATO ISO 9001 N° IT08/0093.

Manital ha adottato un sistema di gestione della qualità che ha ottenuto il certificato UNI ES ISO 9001:2015 con il numero IT08/0093. Ulteriori informazioni riguardanti lo scopo del certificato e l'applicabilità dei requisiti ISO 9001:2015 possono essere ottenuti contattando Manital.

CERTIFICAZIONE PER MANIGLIE E POMOLI

Manital ha ottenuto la classificazione 37-0050B secondo gli standard Europei EN 1906:2012.



ISO 9001 N° IT08/0093 CERTIFIED QUALITY SYSTEM

Manital has adopted a quality management system that has obtained the UNI ES ISO 9001:2015 certificate with certificate number IT08/0093. For further information regarding the purpose or applicability of the ISO 9001:2015, do not hesitate to contact Manital.

DECLARATION OF LEVER HANDLE CLASSIFICATION

Manital has obtained the following classification 37-0050B in accordance with the European standard EN 1906:2012.



Condizioni generali di vendita

General sales conditions

PREZZI

I prezzi indicati nel listino vigente si intendono I.V.A. esclusa. Si intendono franco fabbrica e al netto di ogni spesa accessoria. Sono espressi in Euro e potranno essere modificati in qualunque momento senza preavviso. I prezzi di vendita sono quelli del listino in vigore al momento dell'atto di acquisto da parte del cliente con l'applicazione degli sconti concordati in sede di negoziazione. Eventuali errori di stampa del listino non costituiscono motivo di contestazione.

SPEDIZIONI

La merce viaggia in ogni caso a rischio e pericolo del committente. In assenza di precise istruzioni circa il mezzo di inoltro della merce le spedizioni sono eseguite nel modo ritenuto più idoneo ed economico senza nessuna responsabilità della Casa.

ORDINI

Tutti gli ordini devono essere inoltrati utilizzando codici e descrizioni corrette di quanto richiesto. Gli ordini sono accettati solo se trasmessi via fax o per posta elettronica. Ogni ordine è comunque subordinato all'approvazione della Casa.

CONSEGNA

I termini di consegna hanno valore indicativo. Pertanto gli eventuali ritardi di consegna, qualunque ne sia la causa, non potranno dare luogo a pretese di risarcimento di danni nè alla risoluzione del contratto. La merce si intende consegnata e venduta franco ns. stabilimento. Il destinatario ha il dovere di controllare la merce in arrivo e verificare i colli prima del ritiro assicurandosi della loro integrità: in caso contrario eventuali reclami devono essere rivolti direttamente al vettore anche se la merce viaggia franco destino e fare pervenire alla MANITAL srl la documentazione relativa.

RECLAMI

Dal giorno della consegna, non pervenendo osservazioni scritte negli 8 giorni successivi, decade la possibilità di effettuare dei reclami. Nessun articolo può essere reso senza preavviso e comunque senza esplicito benestare della MANITAL srl. I resi da noi autorizzati dovranno pervenire presso il ns. stabilimento accompagnati da regolare documento di trasporto riportante la codifica esatta dell'articolo e gli estremi della fattura di acquisto.

PAGAMENTI

Devono essere effettuati direttamente a domicilio della ns. sede o mediante estinzione di nostre ricevute bancarie entro la scadenza concordata. Eventuali ritardi comportano il conteggio degli interessi di mora. Il mancato pagamento da parte dell'acquirente di una o più fatture di scadenza dà alla MANITAL srl la facoltà di sospendere l'esecuzione degli ordini in corso.

ARTICOLI

Ogni variante rispetto agli articoli a listino è da considerarsi prodotto speciale per il quale, di volta in volta, è necessario richiedere fattibilità, quantità minima e prezzo. La fornitura di prodotti speciali a richiesta è subordinata all'accettazione da parte del committente della relativa conferma d'ordine. La Casa si riserva il diritto di apportare modifiche agli articoli e variazione dei prezzi senza preavviso.

CONTROVERSIE E RISERVATO DOMINIO

Per qualunque controversia è competente il Foro di Brescia. È concordato il patto di riservato dominio a favore del venditore sino al completo pagamento della fattura.

PRICES

All prices in the current price list are ex-our Factory and they do not include V.A.T and other miscellaneous costs (such as transport, packaging, etc.). Prices are expressed in Euro and can be varied without notice. The applicable selling prices are the ones stated in the current price list at the time of ordering, and are subject to the discounts agreed between the parties during the negotiations. Possible printing errors in the current price list shall not represent a cause for claim.

CONSIGNMENTS

The goods travel at the customer's own risk and peril. In the absence of clear instructions relative to the means of transport, consignments will be done by the means of transport considered to be the most appropriate, without any responsibility of MANITAL.

ORDERS

All Purchase orders shall bear the correct article codes and description of the requested items, and will be accepted only if forwarded by fax or e-mail. In any case every order shall be subject to the approval and acceptance of the Supplier.

DELIVERY

The delivery time shall be purely an indication, and as such, any delay in the delivery shall not constitute a cause for claim or for the contract cancellation. The goods shall be considered sold and delivered ex-our Factory. The Consegnee shall check the goods upon their arrival to its premises and verify the good condition of the packaging. In case of any damage to the packaging, the Consegnee shall submit the necessary reservation and claim to the carrier, and send copy of the relevant documentation to the Supplier.

CLAIMS

Claims should be lodged within 8 (eight) days from receipt of the goods. No goods can be returned without notice and in any case without express consent of the supplier. The returns authorized by MANITAL shall be sent to our address, accompanied by a delivery note stating the exact item code, as well as the date and number of the relevant sale invoice.

PAYMENTS

All payments shall be made directly to MANITAL within the agreed terms and maturity dates. In case of delays in the payments due, interests on arrears will be charged. Furthermore the non-payment of one or more due invoices will entitle the Supplier to delay or cancel the orders in hands.

PRODUCTS

Any variant required on the products listed in the price list, will be looked at as a "special request", and MANITAL should be asked first about the feasibility, price and minimum quantity required. The supply of "special product" shall then be subject to the customer's acceptance of the order acknowledgement. MANITAL shall have the right to modify the products and vary the prices without notice.

CONTROVERSY AND PROPERTY RIGHTS

For any dispute arising in connection to these sales conditions the place of jurisdiction is the Court of Brescia. It is hereby agreed that the Supplier shall have the property right over the goods sold till they are fully paid for by the customer.

Il catalogo è soggetto ad aggiornamenti.

Ci riserviamo di apportare qualsiasi modifica ai prodotti e di eliminarli dalla produzione, senza obbligo di preavviso.

Dati, misure o schemi hanno solamente carattere informativo e non sono vincolanti.

Eventuali errori e/o refusi di stampa non costituiscono motivo di contestazione. Modelli e marchi depositati.

Tutti i diritti riservati © Manital S.r.l.

Al fine di evitare contraffazioni, marchiamo al laser tutte le maniglie con il logo MANITAL.

Questa marcatura indelebile certifica che il prodotto è realizzato in ambito ISO 9001.

The catalogue is subject to modifications.

We reserve the right to make any changes to the products and to eliminate them from production, without prior notice.

Data, measurements, or technical drawings are for information only and are non-binding.

Any printing errors and/or typos do not constitute grounds for dispute. MANITAL S.r.l. © reserves the rights to all patented models and registered trademarks.

In order to avoid counterfeiting, we laser brand all handles with the MANITAL logo. This permanent marking certifies that the product is manufactured in accordance with ISO 9001.

ART DIRECTION

MARIO MAZZER
GIULIA MAZZER
GIOVANNI CROSERÀ

GRAPHIC DESIGN

GIULIA MAZZER

PHOTOS


CLAUDIO AMADEI

PRINT

EUROTEAM - BS

PRINTED

APRILE 2023
APRIL 2023



MANITAL

MANITAL Srl
Via delle Quadre 3
25085 Gavardo - BS
ITALIA

T +39 0365 3307
F +39 0365 376384
info@manital.com
manital.com

